

# LIST OF PARTS



## MACHINES

Nos. 99w75 to 99w78

---

THE SINGER MANUFACTURING COMPANY

# INDEX

	PAGE	ILLUS.
MACHINE No. 99w75 .....	7	
BUTTONHOLE CUTTING MECHANISM .....	8	3-8
CLAMP CLOSING MECHANISM .....	15	13,14
" FEEDING MECHANISM .....	16	15-17
" OPENING MECHANISM .....	18	18
" PARTS .....	13	9-12
" SPREADING MECHANISM .....	19	19,20
CORD CONTROLLING MECHANISM .....	20	21
DRIVING MECHANISM .....	20	24
INTERMITTENT FEED MECHANISM .....	20	25,26
LOOPER MECHANISM .....	22	27-32
NEEDLE DRIVING MECHANISM .....	24	33
" THREAD CONTROLLING MECHANISM .....	25	34-36
" VIBRATING MECHANISM .....	27	37,38
PATTERN WHEEL MECHANISM .....	28	39,40
RAPID FEED MECHANISM .....	28	41-46
SAFETY PARTS .....	32	47
SHAFT MECHANISM .....	32	48
STARTING MECHANISM .....	33	49,50
STITCH ROTATING MECHANISM .....	34	51,52
STOPPING MECHANISM .....	35	53,54
MACHINE No. 99w76, PARTS SPECIAL TO .....	37	
BUTTONHOLE CUTTING MECHANISM .....	37	3-8
CLAMP FEEDING MECHANISM .....	37	15-17
" PARTS .....	37	9-12
INTERMITTENT FEED MECHANISM .....	37	25,26
PATTERN WHEEL MECHANISM .....	38	39,40
MACHINE No. 99w77, PARTS SPECIAL TO .....	39	
BUTTONHOLE CUTTING MECHANISM .....	39	3-8
CLAMP FEEDING MECHANISM .....	40	15-17
" PARTS .....	39	9-12
" SPREADING MECHANISM .....	40	19,20
INTERMITTENT FEED MECHANISM .....	40	25,26
LOOPER MECHANISM .....	40	27-32
PATTERN WHEEL MECHANISM .....	40	39,40



# INDEX—Continued

	PAGE	ILLUS.
MACHINE NO. 99w78, PARTS SPECIAL TO .....	41	
BUTTONHOLE CUTTING MECHANISM .....	41	3-8
CLAMP PARTS .....	41	9-12
" SPREADING MECHANISM .....	42	19,20
CORDING DEVICE .....	42	22,23
INTERMITTENT FEED MECHANISM .....	42	25,26
LOOPER MECHANISM .....	43	27-32
NEEDLE DRIVING MECHANISM .....	43	33
PATTERN WHEEL MECHANISM .....	43	39,40
ACCESSORIES, MACHINE NO. 99w75 .....	44	55,56
" " " 99w76 .....	48	55,56
" " " 99w77 .....	48	55,56
" " " 99w78 .....	49	55,56
CORDING DEVICE, MACHINE NO. 99w75 .....	49	22,23
" " " " 99w76 .....	50	22,23
CUTTING BLOCKS, MACHINE NO. 99w75 .....	51	62
" " " " 99w76 .....	52	62
" " " " 99w77 .....	52	62
" " " " 99w78 .....	53	62
" KNIVES .....	54	62
COUNTER SHAFT DRIVING PULLEYS .....	71	79
DRIVING EQUIPMENT .....	46	59-61
GAUGES .....	54	63
NUMERICAL LIST OF PARTS .....	83	
OBSOLETE PARTS .....	73	65-79
PATTERN WHEELS, MACHINE NO. 99w75 .....	55	39,40
" " " " 99w76 .....	63	39,40
" " " " 99w77 .....	67	39,40
" " " " 99w78 .....	69	39,40
" WHEEL CABINET .....	70	
SHAFT PULLEYS .....	71	
SINGER KNIFE TRUEING FIXTURE .....	72	64
THREAD LUBRICATING CUP .....	72	
" UNWINDER .....	45	57,58
THROAT PLATES .....	70	31

# Instructions for Ordering

---

In ordering from this list, use **ONLY** the **PART** number in the **FIRST** column.

The number stamped on a Sewing Machine Part is the number of the Single Part only, except when the part includes Set Screws, Clamping Screws, Studs and Rollers Spun on, Small Wires riveted, or Parts soldered together, etc., which it is necessary to furnish in combination.

Every combination of parts sent out has its specific number which, although not stamped on Parts (except in above cases) must be used when ordering the combination.

Each number always indicates the **SAME PART** in whatever list it appears, or for whatever Machine.

The letters after some of the numbers indicate the style of finish only, as follows:

- A. Hardened, Polished and Plated.
- B. Polished and Plated.
- C. Hardened only.
- D. Polished only.
- E. Soft, not polished.
- F. Hardened and Polished.
- H. Blued.

These letters **MUST BE USED** when they appear in the list and **AFTER** the number, as in the list.

In this series

1 to 1500 and 200001 to 201500 are Screw Numbers.

1501 to 1800 and 201501 to 201800 are Nut Numbers.

1801 to 2000 and 201801 to 202000 are Roller Numbers.


2001 to 50000, 202001 and upwards are Numbers of Machine Parts.

The figures in the second column refer only to the plate in which the illustration of the part is shown and are **NOT TO BE USED** in ordering.

Two or more numbers over a cut indicate that the difference between such parts is not visible in an illustration.

Parts marked with an asterisk (\*) are furnished only when repairs are made at the factory.

LIST OF PARTS COMPLETE  
FOR



**MACHINE No. 99w75**

LONG TRAVEL MACHINE

Automatic Eyelet End Buttonhole Machine, for Clothing. Makes buttonholes from  $\frac{5}{8}$  to  $1\frac{1}{2}$  in. long; also straight lapel buttonholes.

No.	Illus.	Name
*250001	—	Arm .....
204235	1	" Position Pin (2) .....
200020F	1	" Screw (4) .....
232002	2	" Shaft Bushing (back) with 202260
232490	2	" " (front) with 202260
202260	—	" " Oil Packing (wick)
200100E	1	" " Screw (4) .....



No.	Illus.	Name
250002	2	Arm Side Cover .....
200110D	1	" " " Screw (2) .....
"250003	—	Bed .....
250009	—	" End Cover .....
232025	1	" " " Catch (2) .....
232026	1	" " " Position Pin (2) .....
250010	1	" " " Releaser (2) ...
204264	1	" " " " Stop Pin (2) .....
200047D	1	Bed End Cover Catch Screw (2) ....
201532H	1	" " " " " Nut (2) .
250011	1	" " " Support (left) .....
250012	1	" " " " (right) .....
457C	1	" " " " Set Screw (2)..
250013	—	" Extension .....
250397	1	" " Position Pin (2) .....
134D	1	" " Screw (4) .....
232030	2	" Shaft Bushing (back) with 202260
202260	—	" " " " Oil Packing (wick) .....
232821	1	Bed Shaft Bushing (back) Oil Tube (brass) .....
230795	1	Bed Shaft Bushing (back) Oil Tube Pin .....
200100E	1	Bed Shaft Bushing (back) Screw (2)
250015	2	" " " (front) .....
232497	2	" " " " Oil Tube ....
232244	1	" " " " Position Pin..
200100E	1	" " " " Screw (2) ...
232725	1	Belt Guard .....
9D	1	" " Screw .....
232520	2	Face Plate .....
641D	1	" " Screw (2) .....
250396	2	Vertical Shaft Bushing (lower) .....
200100E	1	" " " " Screw (2)
232710	2	" " " (upper) .....
575C	1	" " " " Set Screw

#### BUTTONHOLE CUTTING MECHANISM

250300	3	Buttonhole Cutting Block (brass), 1 in. (eye) .....
350111C	3	Buttonhole Cutting Block Pinch Screw
250468	3	" " " " " Washer .....
1281E	3	Buttonhole Cutting Block Stop Screw
250020	8	" " Carrier Cam with 200364C .....

No.	Illus.	Name
40025	3	Buttonhole Cutting Carrier Cam Position Pin .....
200364c	3	Buttonhole Cutting Carrier Cam Set Screw .....
250021	8	Buttonhole Cutting Carrier Lever with 990D, 201366c, 201524E and 201892..
50031c	3	Buttonhole Cutting Carrier Lever Adjusting Screw Stud .....
1698c	3	Buttonhole Cutting Carrier Lever Adjusting Screw Stud Nut .....
39541	3	Buttonhole Cutting Carrier Lever Adjusting Screw Stud Nut Washer ...
250022	3	Buttonhole Cutting Carrier Lever Adjusting Screw Stud Sleeve .....
201892	3	Buttonhole Cutting Carrier Lever Roller .....
990D	3	Buttonhole Cutting Carrier Lever Roller Cap Screw .....
201366c	3	Buttonhole Cutting Carrier Lever Roller Screw Stud .....
201524E	3	Buttonhole Cutting Carrier Lever Roller Screw Stud Nut .....
232038	3	Buttonhole Cutting Carrier Lever Slide Block .....
250023	3	Buttonhole Cutting Disengaging Lever
57C	3	" " " "
		Hinge Screw .....
203213	3	Buttonhole Cutting Disengaging Lever Spring .....
250024	3	Buttonhole Cutting Disengaging Push Rod .....
2273	3	Buttonhole Cutting Disengaging Push Rod Pin .....
250290	8	Buttonhole Cutting Driving Wheel with 446c, 232724 and two 1094E ..
232043	3	Buttonhole Cutting Driving Wheel Lock .....
232044	3	Buttonhole Cutting Driving Wheel Lock Spring .....
200100E	3	Buttonhole Cutting Driving Wheel Lock Spring Screw .....
228026	3	Buttonhole Cutting Driving Wheel Lock Spring Screw Washer .....
232724	3	Buttonhole Cutting Driving Wheel Lock Stop Plate .....
1094E	3	Buttonhole Cutting Driving Wheel Lock Stop Plate Screw .....
232150	3	Buttonhole Cutting Driving Wheel Position Pin .....



No.	Illus.	Name
446c	3	Buttonhole Cutting Driving Wheel Set Screw .....
250467	4	Buttonhole Cutting Knife (medium eye) .....
250027	4	Buttonhole Cutting Knife Adjusting Block .....
1100E	4	Buttonhole Cutting Knife Adjusting Block Screw .....
250474	4	Buttonhole Cutting Knife Base Plate
201474E	4	" " " " "
		Adjusting Screw (2) .....
1454E	4	Buttonhole Cutting Knife Base Plate Screw .....
250475	4	Buttonhole Cutting Knife Clamping Lever .....
350114E	4	Buttonhole Cutting Knife Clamping Lever Hinge Screw .....
250030	4	Buttonhole Cutting Knife Clamping Plate .....
251267	5	Buttonhole Cutting Lever 250031 with 251269 and 251270 .....
250031	—	Buttonhole Cutting Lever (lower) ...
250032	5	" " " " Cam with 453c .....
40025	3	Buttonhole Cutting Lever (lower) Cam Position Pin .....
453c	4	Buttonhole Cutting Lever (lower) Cam Set Screw .....
250033	5	Buttonhole Cutting Lever (upper) with 232482 and two 232483 .....
251271	5	Buttonhole Cutting Lever (upper) Cam with 453c .....
40025	3	Buttonhole Cutting Lever (upper) Cam Position Pin .....
453c	4	Buttonhole Cutting Lever (upper) Cam Set Screw .....
250464	5	Buttonhole Cutting Lever Bracket with 200089D .....
250465	5	Buttonhole Cutting Lever Bracket Arm
50027D	5	" " " " "
		Screw .....
250530	—	Buttonhole Cutting Lever Bracket com- plete, Nos. 250464, 250465 and two 50027D .....
250036	5	Buttonhole Cutting Lever Bracket Gib (left) .....
250037	5	Buttonhole Cutting Lever Bracket Gib (right) .....
232380	5	Buttonhole Cutting Lever Bracket Gib Adjusting Plate (2) .....



No.	Illus.	Name
219E	4	Buttonhole Cutting Lever Bracket Gib Adjusting Plate Screw (4) .....
206482	4	Buttonhole Cutting Lever Bracket Gib Adjusting Plate Screw Washer (4)
201176E	4	Buttonhole Cutting Lever Bracket Gib Screw (6) .....
250038	4	Buttonhole Cutting Lever Hinge Stud
200089D	4	" " " " " Set Screw .....
251268	4	Buttonhole Cutting Lever Spring ....
251269	5	" " " " Bracket (lower) .....
251270	4	Buttonhole Cutting Lever Spring Bracket (lower) Pin .....
232482	4	Buttonhole Cutting Lever Spring Bracket (upper) .....
232483	4	Buttonhole Cutting Lever Spring Bracket (upper) Pin .....
250039	6	Buttonhole Cutting Pressure Wedge with 232056 .....
201155D	6	Buttonhole Cutting Pressure Wedge Adjusting Screw .....
232054	6	Buttonhole Cutting Pressure Wedge Adjusting Screw Collar .....
232055	6	Buttonhole Cutting Pressure Wedge Adjusting Screw Collar Position Pin
232466	6	Buttonhole Cutting Pressure Wedge Adjusting Screw Lock Spring .....
662D	6	Buttonhole Cutting Pressure Wedge Adjusting Screw Lock Spring Screw
201672E	6	Buttonhole Cutting Pressure Wedge Adjusting Screw Nut .....
2273	3	Buttonhole Cutting Pressure Wedge Adjusting Screw Nut Pin .....
232056	6	Buttonhole Cutting Pressure Wedge Boss .....
232057	6	Buttonhole Cutting Pressure Wedge Post with 662D and 232466 .....
200122H	6	Buttonhole Cutting Pressure Wedge Post Screw .....
250040	5	Buttonhole Cutting Shaft .....
232383	5	" " " Hand Crank with 200374c and 201484c .....
201468H	6	Buttonhole Cutting Shaft Hand Crank Cap Screw .....
201484C	6	Buttonhole Cutting Shaft Hand Crank Position Screw .....
200374C	6	Buttonhole Cutting Shaft Hand Crank Set Screw .....

No.	Illus.	Name
250535	5	Buttonhole Cutting Shaft Pulley (loose) with 250536, two each 172D, 210750 and eight 232817 .....
232513	6	Buttonhole Cutting Shaft Pulley Bushing .....
232817	6	Buttonhole Cutting Shaft Pulley Stud
250042	5	" " Starting Lever with 201085c .....
232718	5	Buttonhole Cutting Starting Lever Hinge Stud .....
200530E	6	Buttonhole Cutting Starting Lever Hinge Stud Set Screw .....
232064	6	Buttonhole Cutting Starting Lever Latch .....
201112D	6	Buttonhole Cutting Starting Lever Latch Hinge Screw .....
232065	6	Buttonhole Cutting Starting Lever Latch Spring .....
201218E	6	Buttonhole Cutting Starting Lever Latch Spring Screw Stud (2) .....
200E	6	Buttonhole Cutting Starting Lever Latch Stop Screw .....
250043	7	Buttonhole Cutting Starting Lever Plate .....
200577H	7	Buttonhole Cutting Starting Lever Plate Screw (2) .....
201085c	7	Buttonhole Cutting Starting Lever Restoring Screw Stud .....
250456	7	Buttonhole Cutting Starting Lever Safety Plate .....
208E	7	Buttonhole Cutting Starting Lever Safety Plate Screw (2) .....
250044	7	Buttonhole Cutting Starting Lever Spring .....
350105E	6	Buttonhole Cutting Starting Lever Spring Screw Stud .....
250045	7	Buttonhole Cutting Trip Lever with 460c .....
250046	7	Buttonhole Cutting Trip Lever Bracket
232154	7	" " " " " Position Pin (2) .....
161D	7	Buttonhole Cutting Trip Lever Bracket Screw (2) .....
2049	7	Buttonhole Cutting Trip Lever Position Pin .....
250047	7	Buttonhole Cutting Trip Lever Safety Lever with 237F .....
232343	7	Buttonhole Cutting Trip Lever Safety Lever Position Pin .....

No.	Illus.	Name
237F	7	Buttonhole Cutting Trip Lever Safety Lever Set Screw .....
460C	7	Buttonhole Cutting Trip Lever Set Screw .....
250048	7	Buttonhole Cutting Trip Lever Shaft..
250049	7	" " " " Spring
201432C	7	" " " " Screw Stud ..
1521E	7	" " " " " " Nut

## CLAMP PARTS

251351	12	Work Clamp Arm (left) .....
251352	12	" " " (right) .....
201702E	9	" " " Adjusting Nut (2)..
251174	9	" " " " Plate (2) ..
200100E	9	" " " " " " Screw (2) .....
251277	9	Work Clamp Arm Adjusting Plate Screw Washer (2) .....
350116E	9	Work Clamp Arm Adjusting Screw (2)
251276	11	" " " Angle Support (2)..
704D	11	" " " " " " Screw (4) .....
250206	11	Work Clamp Arm Angle Support Screw Washer (4) .....
250230	12	Work Clamp Arm Bracket (left) ....
250231	12	" " " " (right) ....
201129D	9	" " " " " " Screw (back) (4) .....
250232	9	Work Clamp Arm Cam with 209F (2)
2269	9	" " " " " " Position Pin (2)
209F	9	" " " " " " Set Screw ...
250233	9	" " " " " " Shaft (left) ..
250234	9	" " " " " " " (right) .
201237E	9	" " " " " " Stop Screw (2)
201537H	9	" " " " " " " " Nut (2) .....
252184	9	Work Clamp Arm Hinge Block (2) ...
350123E	9	" " " " " " " " Hinge Screw (4) .....
251278	9	Work Clamp Arm Spring (2) .....
350136E	9	" " " " " " " " Screw (2) ..
251178	12	" " " " " " Support (left) ....
251273	12	" " " " " " " (right) ....
251179	9	" " " " " " " " Block (2) ...
171E	9	" " " " " " " " " " Screw (4) .....
250444	9	Work Clamp Arm Support Block Screw Washer (4) .....



No.	Illus.	Name
350122D	9	Work Clamp Arm Support Screw (left) (2) .....
792D	9	Work Clamp Arm Support Screw (right) (2) .....
250235	12	Work Clamp Base (left) with 232304..
250236	12	" " " " Guard .....
934H	9	" " " " " Screw (5)
250237	12	" " " (right) with 232304
250238	12	" " " " Guard .....
934H	9	" " " " " Screw (5)
250239	12	" " " Clamping Plate (left)
250240	12	" " " " " (right)
934H	9	" " " " " Screw (8) .....
232304	9	Work Clamp Base Hinge Stud .....
232678	9	" " " Locking Spring (left)
232679	9	" " " " " (right)
110C	9	" " " " " Adjust- ing Screw (2) .....
217F	9	Work Clamp Base Locking Spring Screw (2) .....
7071	9	Work Clamp Base Locking Spring Screw Washer (2) .....
250439	9	Work Clamp Base Retaining Stud ...
250241	10	" " " Spring (left) .....
250242	10	" " " " (right) .....
1443F	10	" " " " " Screw (2) ..
201451E	10	" " " " " Stud (2)
232309	10	" " " " " Stop Block (2) ...
232310	10	" " " " " Position Pin (2) .....
201148H	10	Work Clamp Base Stop Block Screw (2) .....
251353	10	Work Clamp Check (left) .....
251354	10	" " " (right) .....
602E	10	" " " " Screw (2) .....
251355	10	" " " " Stop Pin (2) .....
250266	11	" " " Closing Lever (hand) with 209F .....
2269	9	Work Clamp Closing Lever (hand) Position Pin .....
209F	9	Work Clamp Closing Lever (hand) Set Screw .....
250268	11	Work Clamp Connection Lever (left)
250269	11	" " " " (right)
2269	9	" " " " " Posi- tion Pin (2) .....
735E	—	Work Clamp Connection Lever Set Screw (2) .....

## CLAMP CLOSING MECHANISM

No.	Illus.	Name
252194	13	Work Clamp Closing Lever .....
252196	13	“ “ “ “ Adjusting Arm .....
1178E	14	Work Clamp Closing Lever Adjusting Arm Screw .....
14017	14	Work Clamp Closing Lever Adjusting Arm Screw Washer .....
991c	14	Work Clamp Closing Lever Adjusting Screw .....
1550H	14	Work Clamp Closing Lever Adjusting Screw Nut .....
250536	—	Work Clamp Closing Lever Cam Groove Protector .....
210750	—	Work Clamp Closing Lever Cam Groove Protector Position Pin ....
172D	—	Work Clamp Closing Lever Cam Groove Protector Screw .....
250261	14	Work Clamp Closing Lever Disengag- ing Block .....
183C	14	Work Clamp Closing Lever Disengag- ing Block Screw .....
250406	14	Work Clamp Closing Lever Disengag- ing Block Shim (.005 in. thick) ....
250407	14	Work Clamp Closing Lever Disengag- ing Block Shim (.010 in. thick) ....
252197	14	Work Clamp Closing Lever Engaging Stud with 620E .....
250263	13	Work Clamp Closing Lever Engaging Stud Latch .....
250264	14	Work Clamp Closing Lever Engaging Stud Latch Spring .....
1241E	14	Work Clamp Closing Lever Engaging Stud Latch Spring Screw Eye ....
201956	14	Work Clamp Closing Lever Engaging Stud Roller .....
252198	14	Work Clamp Closing Lever Engaging Stud Roller Cap .....
620E	14	Work Clamp Closing Lever Engaging Stud Roller Cap Set Screw .....
350133E	14	Work Clamp Closing Lever Engaging Stud Screw .....
250265	14	Work Clamp Closing Lever Engaging Stud Spring .....
201438C	14	Work Clamp Closing Lever - Hinge Screw .....
201947	14	Work Clamp Closing Lever Roller ....
201948	14	“ “ “ “ “ 201947 with 200825c .....

No.	Illus.	Name
200825c	14	Work Clamp Closing Lever Roller Screw Stud .....
201532H	14	Work Clamp Closing Lever Roller Screw Stud Nut .....
228026	14	Work Clamp Closing Lever Roller Screw Stud Washer .....
250267	14	Work Clamp Closing Lever Spring
1241E	14	" " " " "
		Screw Eye (2) .....

## CLAMP FEEDING MECHANISM

250056	17	Feed Wheel with three 232382 .....
250057	15	" " Driving Pawl (3) .....
201385c	15	" " " " Hinge Screw (3) .....
250058	15	Feed Wheel Driving Pawl Spring (3)
232382	15	" " " " " Pin..
1449H	15	" " " " " Screw (3) .....
350071E	15	Feed Wheel Friction Ring Adjusting Screw .....
201522E	15	Feed Wheel Friction Ring Adjusting Screw Lock Nut .....
232131	15	Feed Wheel Friction Ring Adjusting Screw Washer (2) .....
250059	16	Feed Wheel Friction Ring Bracket ...
200070c	15	" " " " " Screw (2) .....
250060	16	Feed Wheel Friction Ring Section (long) .....
250061	16	Feed Wheel Friction Ring Section (short) .....
232135	15	Feed Wheel Friction Ring Spring ...
232532	17	" " Ring .....
250062	15	" " " Gib (3) .....
209F	15	" " " " Screw (6) .....
201362c	15	" " Screw Stud .....
250243	17	Work Clamp Carrier Base Plate with 250439 .....
232462	16	Work Clamp Carrier Base Plate Slide Rod .....
201643E	15	Work Clamp Carrier Base Plate Slide Rod Nut .....
200380c	15	Work Clamp Carrier Base Plate Slide Rod Set Screw .....
201962	—	Work Clamp Carrier Feed Lever Rol- ler 201868 with 250247 and 350072E



No.	Illus.	Name
250244	16	Work Clamp Carrier Feed Lever ....
745c	15	“ “ “ “ “ Hinge Screw .....
250245	15	Work Clamp Carrier Feed Lever Link
250246	15	“ “ “ “ “ “ Block .....
50168E	15	Work Clamp Carrier Feed Lever Link Block Screw (2) .....
350070c	15	Work Clamp Carrier Feed Lever Link Hinge Screw (block end) .....
56F	15	Work Clamp Carrier Feed Lever Link Hinge Screw (lever end) .....
201868	15	Work Clamp Carrier Feed Lever Roller
350072E	15	“ “ “ “ “ “ Cap Screw .....
250247	15	Work Clamp Carrier Feed Lever Roller Stud .....
212D	15	Work Clamp Carrier Feed Lever Roller Stud Cap Screw .....
250248	17	Work Clamp Carrier Side Throw Lever (lower section) with 201097c and 201530E .....
250249	17	Work Clamp Carrier Side Throw Lever (upper section) with 201374E and 201937 .....
201443c	15	Work Clamp Carrier Side Throw Lever Hinge Screw .....
250250	15	Work Clamp Carrier Side Throw Lever Lock Pin with 201940 and 350072E..
201940	15	Work Clamp Carrier Side Throw Lever Lock Pin Roller .....
350072E	15	Work Clamp Carrier Side Throw Lever Lock Pin Roller Cap Screw .....
201430c	15	Work Clamp Carrier Side Throw Lever Lock Pin Screw Stud .....
250251	15	Work Clamp Carrier Side Throw Lever Lock Pin Spring .....
191c	15	Work Clamp Carrier Side Throw Lever Lock Pin Spring Screw (2) .....
201873	15	Work Clamp Carrier Side Throw Lever Roller .....
201937	15	Work Clamp Carrier Side Throw Lever Roller 201873 with 201144E and 232686 .....
201144E	15	Work Clamp Carrier Side Throw Lever Roller Cap Screw .....
232686	16	Work Clamp Carrier Side Throw Lever Roller Stud .....
201374E	16	Work Clamp Carrier Side Throw Lever Roller Stud Cap Screw .....

No.	Illus.	Name
232321	16	Work Clamp Carrier Side Throw Lever Slide Block .....
250252	16	Work Clamp Carrier Side Throw Lever Slide Block Guide .....
231c	16	Work Clamp Carrier Side Throw Lever Slide Block Guide Screw (3) .....
201097c	16	Work Clamp Carrier Side Throw Lever Slide Block Screw Stud .....
201530E	16	Work Clamp Carrier Side Throw Lever Slide Block Screw Stud Nut .....
250253	17	Work Clamp Carrier Slide (left) with 200380c .....
250254	17	Work Clamp Carrier Slide (right) with 200380c .....
250255	17	Work Clamp Carrier Slide Stay Plate
232287	16	" " " " " "
		Position Pin (4) .....
231c	16	Work Clamp Carrier Slide Stay Plate Screw (5) .....

## CLAMP OPENING MECHANISM

250270	18	Work Clamp Opening Bell Crank with 1819 .....
659D	18	Work Clamp Opening Bell Crank Hinge Screw .....
1819	18	Work Clamp Opening Bell Crank Rol- ler and Stud .....
232200	18	Work Clamp Opening Bell Crank Spring .....
1241E	18	Work Clamp Opening Bell Crank Spring Screw Eye .....
250271	18	Work Clamp Opening Cam with 462c
12509	18	" " " " Position Pin
462c	18	" " " " Set Screw
250272	18	" " " " Lever .....
2269	18	" " " " Position Pin
201439c	18	" " " " Rod .....
250463	18	" " " " Connection..
807D	18	" " " " " Hinge Screw .....
250274	18	Work Clamp Opening Rod Guide with 808E .....
808E	18	Work Clamp Opening Rod Guide Pinch Screw .....
1528E	18	Work Clamp Opening Rod Nut .....
250275	18	" " " " Stop (adjustable) (2) .....
207F	18	Work Clamp Opening Stop Screw (4)

## CLAMP SPREADING MECHANISM

No.	Illus.	Name
250276	19	Work Clamp Spreader (left) .....
350140D	20	" " " " Screw ..
250277	19	" " " (right) .....
201463D	19	" " " " Screw ....
991C	19	" " " Adjusting Screw
		(2) .....
252202	19	Work Clamp Spreader Adjusting
		Screw Bracket (2) .....
207F	19	Work Clamp Spreader Adjusting
		Screw Bracket Screw (4) .....
1550H	19	Work Clamp Spreader Adjusting
		Screw Nut (2) .....
250279	19	Work Clamp Spreader Base Plate ....
50058D	19	" " " " " Screw
		(2) .....
250280	19	Work Clamp Spreader Connection ...
201453C	19	" " " " Hinge
		Screw .....
250281	19	Work Clamp Spreader Connection
		Link (left) .....
250282	19	Work Clamp Spreader Connection
		Link (right) .....
201452E	19	Work Clamp Spreader Connection
		Link Hinge Screw (2) .....
250283	19	Work Clamp Spreader Operating Fork
		Lever .....
212D	20	Work Clamp Spreader Operating Fork
		Lever Cap Screw .....
350138E	19	Work Clamp Spreader Operating Fork
		Lever Hinge Screw .....
250284	19	Work Clamp Spreader Operating Fork
		Lever Stop Plate .....
237F	19	Work Clamp Spreader Operating Fork
		Lever Stop Plate Screw .....
250285	19	Work Clamp Spreader Operating Pawl
250457	19	" " " " "
		Adjusting Block .....
176D	19	Work Clamp Spreader Operating Pawl
		Adjusting Block Screw .....
7071	19	Work Clamp Spreader Operating Pawl
		Adjusting Block Screw Washer ....
132E	19	Work Clamp Spreader Operating Pawl
		Adjusting Screw .....
201669E	19	Work Clamp Spreader Operating Pawl
		Adjusting Screw Nut .....
741C	19	Work Clamp Spreader Operating Pawl
		Hinge Screw .....



No.	Illus.	Name
250286	19	Work Clamp Spreader Operating Pawl Spring .....
201314C	19	Work Clamp Spreader Operating Pawl Stop Screw .....
250458	—	Work Clamp Spreader Operating Pawl complete, Nos. 176D, 7071, 250285 and 250457 .....
201314C	19	Work Clamp Spreader Screw Stud (2)
250284	19	" " " Stop Plate .....
237F	19	" " " " " Screw
250531	20	" " Spreading Reinforcing Plate (left) .....
792E	20	Work Clamp Spreading Reinforcing Plate (left) Screw (2) .....
250532	20	Work Clamp Spreading Reinforcing Plate (right) .....
350141E	20	Work Clamp Spreading Reinforcing Plate (right) Screw (2) .....

## CORD CONTROLLING MECHANISM

250533	21	Lower Cord Guide .....
251152	21	" " Leader .....
185H	21	" " " Screw .....
250444	21	" " " " Washer .....
2455	21	" " Tension Disc (2) .....
10107	21	" " " Spring .....
418D	21	" " " Stud .....
1562D	21	" " " Thumb Nut .....
232516	21	" " Tube (brass) .....
250451	21	" " " Bracket (2) .....

## DRIVING MECHANISM

250050	24	Driving Wheel (loose) .....
232110	24	" " with 200363c and two 232113 .....
232112	24	Driving Wheel Friction Gib .....
232113	24	" " " " Position Pin .....
40025	24	Driving Wheel Position Pin .....
200363C	24	" " Set Screw .....

## INTERMITTENT FEED MECHANISM

232521	25	Feed Adjusting Gear .....
250052	25	" " " Bracket .....
250053	25	" " " " Clamping Post .....

No.	Illus.	Name
232340	26	Feed Adjusting Gear Bracket Clamping Post Position Pin (2) .....
690D	26	Feed Adjusting Gear Bracket Clamping Post Screw (2) .....
350113C	26	Feed Adjusting Gear Bracket Clamping Screw .....
250473	26	Feed Adjusting Gear Bracket Clamping Screw Washer .....
201428C	26	Feed Adjusting Gear Screw Stud ....
1518E	26	" " " " " Nut..
250054	25	" Driving Gear (intermediate) with 457C .....
232721	26	Feed Driving Gear (intermediate) Position Pin .....
457C	26	Feed Driving Gear (intermediate) Set Screw .....
250055	26	Feed Driving Gear (intermediate) Shaft .....
232539	26	Intermittent Feed Driving Wheel with two 465C .....
*250395	25	Intermittent Feed Driving Wheel Bracket .....
232244	26	Intermittent Feed Driving Wheel Bracket Position Pin (2) .....
129E	26	Intermittent Feed Driving Wheel Bracket Screw (4) .....
232815	26	Intermittent Feed Driving Wheel Driving Stud .....
204648	26	Intermittent Feed Driving Wheel Driving Stud Position Pin .....
232541	26	Intermittent Feed Driving Wheel Position Pin .....
465C	26	Intermittent Feed Driving Wheel Set Screw .....
232542	26	Intermittent Feed Driving Wheel Shaft .....
250063	26	Intermittent Feed Driving Wheel Shaft Gear with 465C .....
232721	26	Intermittent Feed Driving Wheel Shaft Gear Position Pin .....
465C	26	Intermittent Feed Driving Wheel Shaft Gear Set Screw .....
250210	—	Stitch Regulating Gear, 22 teeth ....
250211	—	" " " 26 teeth ....
250212	26	" " " 28 teeth ....
250213	26	" " " 33 teeth ....

Note: No. 250213 is furnished with this Machine unless another Stitch Regulating Gear is specified on order.

No.	Illus.	Name
250214	26	Stitch Regulating Gear, 34 teeth .....
250415	—	“ “ “ 38 teeth .....
250478	—	“ “ “ 42 teeth .....
201660c	26	“ “ “ Lock Nut .....

### LOOPER MECHANISM

250064	27	Loop Retainer (left) .....
250065	27	“ “ “ Carrier .....
250066	27	“ “ (right) .....
250067	27	“ “ “ Carrier .....
250068	27	“ “ Adjusting Block (2) ....
250069	32	“ “ Cam with 442E .....
40025	27	“ “ “ Position Pin .....
442E	27	“ “ “ Set Screw .....
250070	27	“ “ Carrier Link (2) .....
201431c	27	“ “ “ “ Screw (4) ..
250071	27	“ “ “ Shaft .....
250072	27	“ “ “ “ Collar .....
735E	27	“ “ “ “ Set Screw ..
250073	27	“ “ Driving Bar .....
250410	27	“ “ “ “ Collar with
		200130D .....
200130D	27	Loop Retainer Driving Bar Collar
		Pinch Screw .....
185H	27	Loop Retainer Screw (2) .....
202603	27	“ “ “ Washer (2) .....
250074	27	“ “ Shim, .005 in. thick .....
250449	27	“ “ “ .010 in. thick .....
250450	27	“ “ “ .020 in. thick .....
250075	32	“ “ Slide with 201943 .....
250076	27	“ “ “ Gib (lower) (2) ....
250077	27	“ “ “ “ (upper) (2) ....
190D	27	“ “ “ “ Screw (6) .....
*250078	27	“ “ “ Guide Extension ...
40025	27	“ “ “ “ “ Posi
		tion Pin (2) .....
127D	27	Loop Retainer Slide Guide Extension
		Screw (2) .....
201896	27	Loop Retainer Slide Roller .....
201943	—	“ “ “ “ 201896 with
		250429 .....
250429	27	Loop Retainer Slide Roller Stud .....
250079	28	Looper (non threaded) .....
250080	28	“ (threaded) .....
250081	32	“ Bracket with 735E .....
201658c	28	“ “ Adjusting Nut .....
201659c	28	“ “ “ Locking Nut
23421	—	“ “ Dogging Hole Plug .....
250082	32	“ “ Frame Chip Guard .....



No.	Illus.	Name
401D	28	Looper Bracket Frame Chip Guard Screw (2) .....
250085	28	Looper Carrier .....
201433C	28	" " Hinge Screw .....
250086	28	" " Link .....
201099C	28	" " " Hinge Screw (2) ..
250087	28	" Driving Bar .....
250088	28	" " Connection with 1120C, 250471 and two 233D .....
250471	28	Looper Driving Connection Plate ....
233D	28	" " " " Screw
1120C	28	" " " Set Screw ...
250089	28	" " " Slide Rod ....
250090	28	" " " " Bush- ing (lower) .....
250091	28	Looper Driving Connection Slide Rod Bushing (upper) .....
250092	28	Looper Driving Crank .....
250446	28	" " " Bushing .....
201176E	28	" " " " Screw (2)
250094	28	" " " Gear with 735E..
250095	28	" " " " Position Pin
735E	27	" " " " Set Screw..
250096	28	" " " Link .....
199C	28	" " " " Cap Screw..
64C	28	" " " " Hinge Screw
250097	29	" " Disc .....
201435C	29	" " " Screw Stud .....
201704E	29	" " " " " Nut ...
250098	29	" " Gear .....
176D	29	" " " Screw (3) .....
201953	—	" " Roller 201898 with 201144E and 250099 (2) .....
201898	29	Looper Driving Roller .....
201144E	29	" " " Cap Screw ....
250099	29	" " " Stud .....
250100	29	" Frame .....
250462	30	" " Chip Guard .....
232866	30	" " Position Pin (2) .....
201082E	30	" " Screw (3) .....
176D	29	" Screw (2) .....
250101	30	" " Washer (2) .....
232270	30	" Thread and Cord Clamping Spring (long) .....
232271	30	Looper Thread and Cord Clamping Spring (short) .....
200186B	30	Looper Thread and Cord Clamping Spring Screw .....
232272	30	Looper Thread and Cord Cutter .....
200186B	30	" " " " " Screw..

MELANSKY &amp; GOLDBERG

No.	Illus.	Name
250425	30	Looper Thread Controlling Cam .....
236D	30	" " " " Screw
	(2)	.....
250426	30	Looper Thread Controlling Lever with
		1819 .....
250427	30	Looper Thread Controlling Lever
		Bracket .....
183E	30	Looper Thread Controlling Lever
		Bracket Screw (2) .....
50061C	30	Looper Thread Controlling Lever
		Hinge Screw .....
1819	30	Looper Thread Controlling Lever Rol-
		ler and Stud .....
250428	30	Looper Thread Controlling Lever
		Spring .....
1120C	28	Looper Thread Controlling Lever
		Spring Screw .....
18859	30	Looper Thread Guide .....
250102	30	" " Leader .....
1423F	30	" " " Screw .....
32012	31	" " Tension Disc (2) .....
232515	31	" " " Spring .....
1043C	31	" " " Stud .....
171D	31	" " " " Set Screw ..
1560C	31	" " " Thumb Nut .....
232516	31	" " Tube (brass) .....
232517	31	" " " Bracket (2) .....
190D	27	" " " " Screw (2) ..
250109	31	Needle Guard .....
50138E	31	" " Screw .....
250448	31	Throat Plate, for flat purl .....
250447	31	" " Adjusting Block .....
190D	27	" " Screw .....

#### NEEDLE DRIVING MECHANISM

250105	33	Needle Bar Driving Crank with 200394C
		and two 200382C .....
40025	33	Needle Bar Driving Crank Position Pin
200394C	33	" " " " Set Screw ..
210933	—	" " " Swivel Oil Packing
		(wick) .....
250106	33	Needle Driving Bar .....
232177	33	" " " Bushing .....
232176	33	" " " Collar with 200083F
200083F	33	" " " Pinch Screw
232178	33	" " " Link .....
232709	33	" " " Hinge Stud
		with 222598 .....

No.	Illus.	Name
222598	—	Needle Driving Bar Link Hinge Stud Oil Packing (wick) .....
200382C	33	Needle Driving Bar Link Hinge Stud Set Screw .....
250108	33	Needle Driving Bar Swivel with 210933
250110	33	Needle Holder with 853c .....
250111	33	" " Gauge Plate .....
201482D	33	" " " " Adjusting Screw .....
250112	33	Needle Holder Gauge Plate Block ...
201670C	33	" " " " " Ad- justing Nut .....
201670C	33	Needle Holder Gauge Plate Block Ad- justing Nut Lock Nut .....
200124H	33	Needle Holder Gauge Plate Screw (2)
208E	33	" " Screw .....
250113	33	" " Slide .....
250114	33	" " " Lever .....
201434C	33	" " " " Hinge Screw
250115	33	" " " " Stud .....
208E	33	" " " " " Screw
250116	33	" " " " " " "
		Washer .....
251155	33	Needle Holder Slide Spring .....
201225C	33	" " " Stud .....
853C	33	" Set Screw .....

### NEEDLE THREAD CONTROLLING MECHANISM

250442	34	Needle Thread Controller .....
1520E	34	" " " Nut .....
252079	34	" " " Spring .....
252080	34	" " " " Stop ...
211E	34	" " " " " Set Screw .....
252081	34	Needle Thread Controller Stud .....
171E	34	" " " " " Set Screw .....
10145	34	Needle Thread Guide .....
250119	34	" " " .....
232792	35	" " Leader .....
1664E	34	" " " Nut .....
10106	34	" " Retainer Disc .....
252082	34	" " " Tension Disc ...
39713	34	" " " Spring .....
996E	34	" " " " Screw Stud
252083	35	" " Tension Bracket .....
159E	34	" " " " Screw (2)
32012	34	" " " Disc (2) .....
252084	34	" " " Releaser .....



No.	Illus.	Name
252085	35	Needle Thread Tension Releaser Arm with 200E .....
201101C	34	Needle Thread Tension Releaser Arm Hinge Screw .....
232432	35	Needle Thread Tension Releaser Connection .....
201281F	34	Needle Thread Tension Releaser Connection Guide Screw .....
232433	34	Needle Thread Tension Releaser Connection Guide Screw Collar .....
974F	34	Needle Thread Tension Releaser Connection Hinge Screw .....
232434	34	Needle Thread Tension Releaser Connection Spring .....
201160E	34	Needle Thread Tension Releaser Connection Spring Screw Eye (2) .....
428C	34	Needle Thread Tension Releaser Connection Stop Screw .....
232435	34	Needle Thread Tension Releaser Latch
201315C	34	" " " " "
		Hinge Screw .....
1550H	34	Needle Thread Tension Releaser Latch Hinge Screw Nut .....
10249	34	Needle Thread Tension Releaser Latch Spring .....
200139E	36	Needle Thread Tension Releaser Latch Spring Screw .....
207F	34	Needle Thread Tension Releaser Latch Stop Screw .....
250137	35	Needle Thread Tension Releaser Lever with 201436C .....
1278C	36	Needle Thread Tension Releaser Lever Hinge Screw .....
250138	35	Needle Thread Tension Releaser Lever Link .....
1491F	36	Needle Thread Tension Releaser Lever Link Hinge Screw (lower) .....
59D	36	Needle Thread Tension Releaser Lever Link Hinge Screw (upper) .....
1521E	36	Needle Thread Tension Releaser Lever Link Hinge Screw (upper) Nut ....
201436C	36	Needle Thread Tension Releaser Lever Screw Stud .....
200E	36	Needle Thread Tension Releaser Arm Set Screw .....
32572	36	Needle Thread Tension Releasing Disc
39635	36	" " " " Pin ...
13710	36	" " " Spring .....
1388C	36	" " " Stud .....
1560C	36	" " " Thumb Nut ....

## NEEDLE VIBRATING MECHANISM

No.	Illus.	Name
250140	38	Needle Vibrating Adjusting Link ....
741c	37	" " " " Hinge Screw .....
1347c	37	Needle Vibrating Adjusting Stud ....
1671c	37	" " " " Nut
39532	37	" " " " Sleeve
250141	38	" " Bell Crank .....
250142	38	" " " " Connection
*38444	—	" " " " "
		End Bearing (back) .....
38446	37	Needle Vibrating Bell Crank Con- nection End Bearing 38444 with 42524, 50016c and two 187D .....
50016c	37	Needle Vibrating Bell Crank Con- nection End Bearing (back) Ball Screw Stud .....
1636E	37	Needle Vibrating Bell Crank Con- nection End Bearing (back) Ball Screw Stud Nut .....
*42524	—	Needle Vibrating Bell Crank Con- nection End Bearing (back) Cap .....
187D	37	Needle Vibrating Bell Crank Con- nection End Bearing (back) Cap Screw
1698c	37	Needle Vibrating Bell Crank Con- nection End Bearing (back) Check Nut
*38443	—	Needle Vibrating Bell Crank Con- nection End Bearing (front) .....
250143	37	Needle Vibrating Bell Crank Con- nection End Bearing 38443 with 42525, 201449c and two 187D .....
201449c	37	Needle Vibrating Bell Crank Con- nection End Bearing (front) Ball Screw
*42525	—	Needle Vibrating Bell Crank Con- nection End Bearing (front) Cap .....
187D	37	Needle Vibrating Bell Crank Con- nection End Bearing (front) Cap Screw
1697c	37	Needle Vibrating Bell Crank Con- nection End Bearing (front) Check Nut
45c	37	Needle Vibrating Bell Crank Hinge Screw .....
250144	38	Needle Vibrating Lever .....
350097c	37	" " " Hinge Screw..
232420	38	" " Ring with 462c .....
232421	37	" " " Guide Stud .....
200083E	37	" " " " Set Screw
232343	37	" " " Position Pin .....
462c	37	" " " Set Screw .....



No.	Illus.	Name
250145	38	Needle Vibrating Rod .....
250146	38	" " " Guide with 462C
232343	37	" " " " Position Pin
462C	37	" " " " Set Screw.
250147	37	" " Switch .....
200308C	37	" " " Hinge Screw ...

### PATTERN WHEEL MECHANISM

251228	40	Pattern Wheel, for 1 in. Eye Button-hole (large and medium eye) .....
201668E	39	Pattern Wheel Clamping Nut .....
250148	39	" " Position Stud .....
250372	39	" " Rapid Feed Trip Point
203E	39	" " " " " "
		Screw .....
250382	40	Pattern Wheel Ring with 211E, 250443 and 250444 .....
250443	39	Pattern Wheel Ring Adjusting Segment .....
211E	39	Pattern Wheel Ring Adjusting Segment Screw .....
250444	39	Pattern Wheel Ring Adjusting Segment Screw Washer .....
391D	39	Pattern Wheel Ring Screw .....
251229	—	Pattern Wheel, for 1 in. Eye (large and medium eye) complete, Nos. 250382, 251228, two each 203E, 250372 and three 391D .....
250149	40	Pattern Wheel Shaft with 250148 ....
250150	40	" " " Bevel Gear with 168D .....
40025	39	Pattern Wheel Shaft Bevel Gear Position Pin .....
168D	39	Pattern Wheel Shaft Bevel Gear Set Screw .....
250151	40	Pattern Wheel Shaft Bushing (left)
145E	39	" " " " " "
		Screw (2) .....
250152	40	Pattern Wheel Shaft Bushing (right)
647E	39	" " " " " "
		Screw (2) .....
232600	39	Pattern Wheel Shaft Collar with two 453C .....
453C	39	Pattern Wheel Shaft Collar Set Screw

### RAPID FEED MECHANISM

250154	41	Rapid Feed Clutch Disengaging Lever (3) .....
--------	----	---



No.	Illus.	Name
250155	41	Rapid Feed Clutch Disengaging Sleeve
250156	41	" " " Driving Disc .....
1230C	41	" " " " " Screw
		(4) .....
201897	41	Rapid Feed Clutch Roller (3) .....
250157	41	" " " " Carrier with
		624E .....
40025	41	Rapid Feed Clutch Roller Carrier Posi-
		tion Pin .....
624E	41	Rapid Feed Clutch Roller Carrier Set
		Screw .....
250153	41	Rapid Feed Clutch Roller Retainer (3)
208E	41	" " " " " Screw
		(3) .....
232531	41	Rapid Feed Clutch Roller Spring (6) ..
250158	41	" " Crank Shaft .....
250159	41	" " " " Bushing (back)
250160	41	" " " " " "
		Oil Tube (lower) (brass) .....
250495	41	Rapid Feed Crank Shaft Bushing
		(back) Oil Tube (upper) (brass) ..
250161	41	Rapid Feed Crank Shaft Bushing
		(front) .....
436C	41	Rapid Feed Crank Shaft Bushing Set
		Screw (2) .....
232600	41	Rapid Feed Crank Shaft Collar with
		two 453C .....
453C	41	Rapid Feed Crank Shaft Collar Set
		Screw .....
250452	42	Rapid Feed Crank Shaft Gear with
		458C .....
232719	43	Rapid Feed Crank Shaft Gear Position
		Pin .....
458C	43	Rapid Feed Crank Shaft Gear Set
		Screw .....
202244	—	Rapid Feed Crank Shaft Oil Packing
		(wick) (2) .....
250163	42	Rapid Feed Driving Gear .....
250398	44	" " " " Key .....
250164	42	" " Gear Guard .....
641D	43	" " " " Screw (2) ....
250534	42	" " Intermediate Gear (bronze)
201447C	43	" " " " Screw
		Stud .....
1510E	43	Rapid Feed Intermediate Gear Screw
		Stud Nut .....
250167	42	Rapid Feed Intermediate Gear Screw
		Stud Nut Washer .....
250405	43	Rapid Feed Intermediate Gear Screw
		Stud Washer .....

No.	Illus.	Name
250170	43	Rapid Feed Pawl Bell Crank with 202299 .....
11c	43	Rapid Feed Pawl Bell Crank Hinge Screw .....
202299	—	Rapid Feed Pawl Bell Crank Oil Packing (wick) .....
250171	43	Rapid Feed Pawl Bell Crank Slide Block Section (2) .....
250172	43	Rapid Feed Pawl Guide .....
181D	43	" " " " Screw (2) ...
201441c	43	" " " Hinge Screw .....
201667c	43	" " " " Nut ...
250173	42	" " Slide Bar .....
250174	42	" " " " Bushing (left)
145E	43	" " " " " "
		Screw (2) .....
250175	42	Rapid Feed Slide Bar Bushing (right)
647E	43	" " " " " "
		Screw (2) .....
250176	43	Rapid Feed Slide Bar Fork Connection with 889c .....
200603E	43	Rapid Feed Slide Bar Fork Connection Position Screw .....
201448c	44	Rapid Feed Slide Bar Fork Connection Screw Stud .....
889c	43	Rapid Feed Slide Bar Fork Connection Set Screw .....
251164	44	Rapid Feed Slide Bar Locking Plunger with 232113 .....
250178	43	Rapid Feed Slide Bar Locking Plunger Bracket .....
145F	43	Rapid Feed Slide Bar Locking Plunger Bracket Screw (2) .....
232113	43	Rapid Feed Slide Bar Locking Plunger Guide Pin, for 251164 .....
250179	43	Rapid Feed Slide Bar Locking Plunger Spring .....
350128E	43	Rapid Feed Slide Bar Locking Plunger Spring Adjusting Screw .....
1517E	43	Rapid Feed Slide Bar Locking Plunger Spring Adjusting Screw Nut .....
250180	44	Rapid Feed Starting Latch .....
199c	44	" " " " Cap Screw
250181	44	" " " Lever with 179E and 457E .....
250182	44	Rapid Feed Starting Lever (operated by stop motion) with 457E .....
250183	44	Rapid Feed Starting Lever Latch ....
741c	44	" " " " " Hinge Screw .....



No.	Illus.	Name
250184	44	Rapid Feed Starting Lever Latch Spring .....
179E	44	Rapid Feed Starting Lever Latch Stop Screw .....
1330C	44	Rapid Feed Starting Lever Operating Screw Stud .....
201445E	44	Rapid Feed Starting Lever Position Screw (2) .....
457E	44	Rapid Feed Starting Lever Set Screw
250185	45	" " " " Shaft .....
250186	44	" " " " " Collar (left) with 200113F .....
204197	44	Rapid Feed Starting Lever Shaft Collar (right) with 200113F .....
200113F	44	Rapid Feed Starting Lever Shaft Collar Set Screw .....
250409	44	Rapid Feed Starting Lever Spring ...
1241E	44	" " " " " Screw Eye .....
250187	45	Rapid Feed Starting Pawl .....
250188	44	" " " " Spring .....
201454E	44	" " " " " Screw Eye .....
250189	45	Rapid Feed Starting Trip Lever with 457E .....
201445E	44	Rapid Feed Starting Trip Lever Position Screw .....
201437C	44	Rapid Feed Starting Trip Lever Screw Stud .....
457E	44	Rapid Feed Starting Trip Lever Set Screw .....
250190	46	Rapid Feed Stop Latch .....
201446C	46	" " " " Hinge Screw Stud .....
194C	46	Rapid Feed Stop Latch Screw Stud ..
250191	46	" " " " Spring .....
1241E	44	" " " " " Screw Eye
250192	45	" " " Pawl .....
250188	44	" " " " Spring .....
1241E	44	" " " " " Screw Eye
250194	46	" " " Trip Lever .....
56C	46	" " " " Hinge Screw
251168	46	" " Tripping Pawl .....
350109D	46	" " " " Hinge Screw
251169	46	" " " " Lever .....
250432	46	" " " " " Bracket
12596	46	" " " " " " " Position Pin (2) .....
350110C	46	Rapid Feed Tripping Pawl Lever Bracket Screw .....



No.	Illus.	Name
14017	46	Rapid Feed Tripping Pawl Lever Bracket Screw Washer .....
72D	46	Rapid Feed Tripping Pawl Lever Hinge Screw .....
1520E	46	Rapid Feed Tripping Pawl Lever Hinge Screw Nut .....
251170	46	Rapid Feed Tripping Pawl Spring ...
219E	46	" " " " " " Screw
7071	46	" " " " " " Washer .....
250195	45	Rapid Feed Worm with 453c .....
25362	—	" " " " Ball .....
250196	45	" " " " Bearing Cup ..
225007	46	" " " " Retainer with eight 25362 .....
232244	46	Rapid Feed Worm Position Pin .....
453C	41	" " " " Set Screw .....
250197	45	" " " " Wheel .....
250198	45	" " " " Collar with two 453c .....
453C	41	Rapid Feed Worm Wheel Collar Set Screw .....
202244	—	Rapid Feed Worm Wheel Oil Packing (wick) .....

## SAFETY PARTS

250207	47	Starting Rod Safety Lock .....
38D	47	" " " " Hinge Screw
226467	47	" " " " " " Washer .....

## SHAFT MECHANISM

232488	48	Arm Shaft .....
232489	48	" " Bevel Gear with 453c .....
232244	48	" " " " Position Pin ..
453C	48	" " " " Set Screw .....
232003	48	" " Hand Wheel with two 200341c .....
200341c	48	Arm Shaft Hand Wheel Set Screw ..
150D	48	" " Screw .....
250014	48	Bed Shaft .....
232495	48	" " Bevel Gear with two 453c ..
232719	48	" " " " Position Pin ...
453C	48	" " " " Set Screw .....
250017	48	" " Collar with two 1258c (2) ..
1258C	48	" " " " Set Screw .....

No.	Illus.	Name
232671	48	Vertical Shaft with two each 204648 and 232815 .....
232495	48	Vertical Shaft Bevel Gear (lower) with two 453c .....
232719	48	Vertical Shaft Bevel Gear (lower) Position Pin .....
250227	48	Vertical Shaft Bevel Gear (upper) with two 453c .....
40025	48	Vertical Shaft Bevel Gear (upper) Position Pin .....
453c	48	Vertical Shaft Bevel Gear Set Screw

## STARTING MECHANISM

250418	49	Finger Starting Lever with 250435 and 250436 .....
250419	49	Finger Starting Lever Hinge Block
350080D	49	" " " " "
		Hinge Screw .....
250420	49	Finger Starting Lever (intermediate)
250421	49	" " " "
		Bracket with 991c and 1550H .....
158E	49	Finger Starting Lever (intermediate)
		Bracket Screw .....
72D	49	Finger Starting Lever (intermediate)
		Hinge Screw .....
646F	49	Finger Starting Lever (intermediate)
		Operating Stud .....
40047	49	Finger Starting Lever (intermediate)
		Operating Stud Collar with 646F ..
200097C	49	Finger Starting Lever Screw .....
228026	49	" " " " Washer ..
250422	49	" " " Spring .....
250435	49	" " " Stud (back) ...
250436	49	" " " " (front) ...
250199	50	Starting Bell Crank .....
3C	50	" " " Hinge Screw .....
250200	50	" Latch .....
648D	50	" " Hinge Screw .....
250201	50	" " Spring .....
203E	50	" " " Screw .....
250202	50	" Rod .....
250203	50	" " Block with 203E .....
203E	50	" " " Set Screw .....
40043	50	" " Collar with 237F (2) .....
237F	50	" " " Set Screw .....
250204	50	" " Lock .....
946E	50	" " " Hinge Screw .....
250205	50	" " " Spring .....

No.	Illus.	Name
213D	50	Starting Rod Lock Spring Screw ....
250206	50	" " " " " Washer
250423	49	" " Spring .....
201160E	50	" " " Screw Eye .....

### STITCH ROTATING MECHANISM

232555	52	Looper Bracket Rotating Gear with 906E .....
250084	52	Looper Bracket Rotating Gear Position Pin .....
906E	52	Looper Bracket Rotating Gear Set Screw .....
250117	52	Needle Rotating Gear with 460E .....
250118	52	" " " Key .....
460E	52	" " " Set Screw .....
250215	51	Stitch Rotating Lever (lower) with 458C .....
201442E	52	Stitch Rotating Lever (lower) Position Screw .....
201871	52	Stitch Rotating Lever (lower) Roller
350066C	52	" " " " " " Screw Stud .....
201666E	52	Stitch Rotating Lever (lower) Roller Screw Stud Nut .....
458C	52	Stitch Rotating Lever (lower) Set Screw .....
232591	51	Stitch Rotating Lever (upper) with 448C .....
40025	52	Stitch Rotating Lever (upper) Position Pin .....
448C	52	Stitch Rotating Lever (upper) Set Screw .....
232807	52	Stitch Rotating Lever Connection (front section) (lower) .....
232593	52	Stitch Rotating Lever Connection (front section) (upper) .....
232808	52	Stitch Rotating Lever Connection (rear section) (lower) .....
232592	52	Stitch Rotating Lever Connection (rear section) (upper) .....
58F	52	Stitch Rotating Lever Connection Hinge Screw (4) .....
172D	52	Stitch Rotating Lever Connection Screw (lower) .....
193D	52	Stitch Rotating Lever Connection Screw (upper) .....
39504	52	Stitch Rotating Lever Connection Screw Washer (lower) .....



No.	Illus.	Name
232717	52	Stitch Rotating Lever Connection Screw Washer (upper) .....
232764	—	Stitch Rotating Lever Connection (lower) complete, Nos. 232807, 232808, two each 172D and 39504 ..
250400	—	Stitch Rotating Lever Connection (upper) complete, Nos. 232592, 232593, 232717 and two 193D .....
250394	51	Stitch Rotating Lever Rock Shaft ...
250216	51	" " Sector (lower) .....
232597	51	" " " " Bracket ..
690D	52	" " " " " Screw
226163	52	" " " " " Washer .....
350087C	52	Stitch Rotating Sector (lower) Hinge Screw .....
250217	51	Stitch Rotating Sector (upper) .....
232599	51	" " " " Bracket
201395D	52	" " " " " Screw (2) .....
23414	52	Stitch Rotating Sector (upper) Posi- tion Collar with two 453c .....
453C	52	Stitch Rotating Sector (upper) Posi- tion Collar Set Screw .....

## STOPPING MECHANISM

250291	53	Driving Wheel Stop Cam with 202619
250417	54	" " " " Spring .....
200096D	54	" " " " " Posi- tion Screw .....
350073C	54	Driving Wheel Stop Cam Stop Screw
232116	54	" " " " Washer ....
202619	54	" " " " " Posi- tion Pin .....
200577H	54	Driving Wheel Stop Cam Washer Screw .....
232260	53	Stop Lever with 200352c .....
232262	53	" " Bracket .....
200004E	54	" " " Screw .....
250218	53	" " Crank with 453c .....
40025	54	" " " Position Pin .....
453C	54	" " " Set Screw .....
232263	54	" " Friction Pad (rawhide) ...
200110D	54	" " " Screw (2) ..
232264	54	" " Interlocking Slide .....
201084C	54	" " " Adjusting Screw .....

No.	Illus.	Name
201628E	54	Stop Lever Interlocking Slide Adjust- ing Screw Nut .....
1178D	54	Stop Lever Interlocking Slide Screw
232265	54	" " " " " "
		Washer .....
250416	54	Stop Lever Interlocking Slide Spring
250219	53	" " Link .....
250220	53	" " " Connection .....
250221	54	" " " " Locking Pin
250222	54	" " " " " "
		Spring .....
217D	54	Stop Lever Link Connection Locking Pin Spring Screw (2) .....
807D	54	Stop Lever Link Connection Screw (2)
64C	54	" " " Hinge Screw .....
250223	53	" " Operating Lever .....
11C	54	" " " " Hinge Screw .....
250224	54	Stop Lever Operating Plate .....
157C	54	" " " " Screw
39541	54	" " " " "
		Washer .....
40025	54	Stop Lever Position Pin .....
200352C	54	" " Set Screw .....
250225	53	" " Shaft .....
250404	54	" " Spring .....
201110D	54	" " " Screw .....

# MACHINE No. 99w76

## MEDIUM TRAVEL MACHINE

Makes buttonholes from  $\frac{5}{8}$  to  $1\frac{1}{8}$  in. long

Same as No. 99w75 with the following exceptions:

### BUTTONHOLE CUTTING MECHANISM

Same as No. 99w75 with the following exceptions:

No.	Illus.	Name
250607	3	Buttonhole Cutting Block (brass), 1 in. (eye), in place of 250300 .....
250663	4	Buttonhole Cutting Knife (medium eye), in place of 250467 .....

### CLAMP PARTS

Same as No. 99w75 with the following exceptions:

250653	12	Work Clamp Base Clamping Plate (left), in place of 250239 .....
250654	12	Work Clamp Base Clamping Plate (right), in place of 250240 .....
250687	10	Work Clamp Check (left), in place of 251353 .....
250688	10	Work Clamp Check (right), in place of 251354 .....

### CLAMP FEEDING MECHANISM

Same as No. 99w75 with the following exceptions:

250657	17	Feed Wheel with three 232382, in place of 250056 .....
--------	----	--

### INTERMITTENT FEED MECHANISM

Same as No. 99w75 with the following exceptions:

250704	25	Feed Driving Gear (intermediate) with 457c, in place of 250054 .....
--------	----	--

WEAVER & GOLDBERG



No.	Illus.	Name
250705	26	Intermittent Feed Driving Wheel Shaft Gear with 465C, in place of 250063 ..
250212	26	Stitch Regulating Gear, 28 teeth, in place of 250213 .....

### PATTERN WHEEL MECHANISM

Same as No. 99w75 with the following exceptions:

250677	40	Pattern Wheel, for 1 in Eye Button-hole (large and medium eye), in place of 251228 .....
250678	—	Pattern Wheel, for 1 in. Eye Button-hole (large and medium eye) complete, Nos. 250386, 250677, two each 203E, 250372 and three 391E, in place of 251229 .....
250386	40	Pattern Wheel Ring with 211E, 250443 and 250444, in place of 250382 ....

# MACHINE No. 99w77

## SHORT TRAVEL MACHINE

Makes buttonholes from  $\frac{3}{4}$  to  $\frac{7}{8}$  in. long.

Same as No. 99w75 with the following exceptions:

### BUTTONHOLE CUTTING MECHANISM

Same as No. 99w75 with the following exceptions:

No.	Illus.	Name
250711	3	Buttonhole Cutting Block (brass), $\frac{5}{8}$ in. (taper bar), in place of 250300 ....
250750	4	Buttonhole Cutting Knife (medium eye), in place of 250467 .....

### CLAMP PARTS

Same as No. 99w75 with the following exceptions:

250702	12	Work Clamp Arm (left), in place of 251351 .....
250703	12	Work Clamp Arm (right), in place of 251352 .....
250401	11	Work Clamp Arm Adjusting Wedge (2), in place of 251174 .....
226163	11	Work Clamp Arm Adjusting Wedge Screw Washer (2), in place of 251277
200085c	11	Work Clamp Arm Screw (2) .....
226163	11	" " " Washer (2) ..
232297	11	" " " Hinge Block with 200389E (2), in place of 252184 ....
232343	11	Work Clamp Arm Hinge Block Position Pin (2) .....
200389E	11	Work Clamp Arm Hinge Block Set Screw .....
232677	11	Work Clamp Arm Hinge Pin (2) ....
40053	11	" " " Spring (2), in place of 251278 .....
250706	12	Work Clamp Base Clamping Plate (left), in place of 250239 .....
250707	12	Work Clamp Base Clamping Plate (right), in place of 250240 .....
250708	10	Work Clamp Check (left), in place of 251353 .....
250709	10	Work Clamp Check (right), in place of 251354 .....

No.	Illus.	Name
214523	10	Work Clamp Check Hinge Pin (2) ..
250258	11	" " " Spring (2) .....
665D	11	" " " " Screw (2) ..
209F	9	" " Connection Lever Set Screw (2), in place of 735E .....

### CLAMP FEEDING MECHANISM

Same as No. 99w75 with the following exceptions:

250701	17	Feed Wheel with three 232382, in place of 250056 .....
--------	----	---

### INTERMITTENT FEED MECHANISM

Same as No. 99w75 with the following exceptions:

250704	25	Feed Driving Gear (intermediate) with 457C, in place of 250054 .....
250705	26	Intermittent Feed Driving Wheel Shaft Gear with 465C, in place of 250063..

### LOOPER MECHANISM

Same as No. 99w75 with the following exceptions:

250737	31	Throat Plate with 200589D and 250738, in place of 250448 .....
250738	31	Throat Plate Needle Thread Cutter
200589D	31	" " " " " " Screw .....

### PATTERN WHEEL MECHANISM

Same as No. 99w75 with the following exceptions:

250748	40	Pattern Wheel, for $\frac{1}{8}$ in. Eye (large eye) and $\frac{5}{8}$ in. Taper Bar (medium eye) Buttonhole, in place of 251228
250749	—	Pattern Wheel, for $\frac{1}{8}$ in. Eye (large eye) and $\frac{5}{8}$ in. Taper Bar (medium eye) Buttonhole, complete, Nos. 250386, 250748, two each 203E, 250372 and three 391E, in place of 251229 ..
250386	40	Pattern Wheel Ring with 211E, 250443 and 250444, in place of 250382 ....

### CLAMP SPREADING MECHANISM

Same as No. 99w75 with the following exceptions:

250278	19	Work Clamp Spreader Adjusting Screw Bracket (2), in place of 252202 ...
--------	----	--



## MACHINE No. 99w78

Makes Taper Bar Buttonholes from  $\frac{5}{8}$  to  $\frac{3}{4}$  in. long.

Same as No. 99w75 with the following exceptions:

### BUTTONHOLE CUTTING MECHANISM

Same as No. 99w75-with the following exceptions:

No.	Illus.	Name
250608	3	Buttonhole Cutting Block (brass), $\frac{3}{4}$ in. (taper bar), in place of 250300 ..
252502	4	Buttonhole Cutting Knife (large eye), in place of 250467 .....

### CLAMP PARTS

Same as No. 99w75 with the following exceptions:

250504	23	Work Clamp Arm (left), in place of 251351 .....
250665	—	Work Clamp Arm (left) 250504 with 602E and 250668 .....
250506	23	Work Clamp Arm (right), in place of 251352 .....
250666	—	Work Clamp Arm (right) 250506 with 602E and 250670 .....
250653	12	Work Clamp Base Clamping Plate (left), in place of 250239 .....
250654	12	Work Clamp Base Clamping Plate (right), in place of 250240 .....
250667	23	Work Clamp Check (left), in place of 251353 .....
250512	23	Work Clamp Check Extension (left) ..
229D	23	“ “ “ “ Screw ...
250668	—	Work Clamp Check (left) complete, Nos. 250512, 250667, 251355 and two 229D .....
250669	23	Work Clamp Check (right), in place of 251354 .....
250513	23	Work Clamp Check Extension (right)
250670	—	Work Clamp Check (right) complete, Nos. 250513, 250669, 251355 and two 229D .....

## CLAMP SPREADING MECHANISM

Same as No. 99w75 with the following exceptions:

No.	Illus.	Name
252512	19	Work Clamp Spreader Operating Pawl Adjusting Block, in place of 250457
252513	—	Work Clamp Spreader Operating Pawl complete, Nos. 176D, 7071, 250285 and 252512, in place of 250458 .....

## CORDING DEVICE

252503	22	Cord Leader (upper) .....
250497	22	" " " Gib .....
223D	22	" " " Screw .....
202603	22	" " " " Washer .....
250498	22	" " " Slide .....
250499	22	" " " " Cap Plate ...
200161D	22	" " " " Screw .....
250500	22	" " " " Spring .....
252505	22	" " " Wire .....
252524	—	Cord Leader (upper) complete, Nos. 223D, 202603, 250498 and 252503 ...
487E	22	Cord Spool Pin .....
250502	22	" " " Bracket (upper) ....
8064	—	" " " Collar .....
8039	22	" " " " 8064 with 759F.
759F	22	" " " " Thumb Screw..
10111	22	" " " Cone .....
10112	22	" " " " Spring .....
1520E	22	" " " Nut .....
252506	—	Cording Device complete, Nos. 487E, 1520E, 8039, 10111, 10112, 250499, 250500, 250502, 252524 and two 200161D .....

## INTERMITTENT FEED MECHANISM

Same as No. 99w75 with the following exceptions:

250704	25	Feed Driving Gear (intermediate) with 457c, in place of 250054 .....
250705	26	Intermittent Feed Driving Wheel Shaft Gear with 465c, in place of 250063 .....
250214	26	Stitch Regulating Gear, 34 teeth, in place of 250213 .....

### LOOPER MECHANISM

Same as No. 99w75 with the following exceptions:

No.	Illus.	Name
251153	27	Loop Retainer (right), in place of 250066 .....
252507	28	Looper (threaded), in place of 250080
252511	31	Throat Plate, in place of 250448 .....

### NEEDLE DRIVING MECHANISM

Same as No. 99w75 with the following exceptions:

252508	33	Needle Driving Bar, in place of 250106
252525	33	" Holder Gauge Plate, in place of 250111 .....
252509	33	Needle Holder Slide, in place of 250113
252526	33	" " " Lever, in place of 250114 .....
350147c	33	Needle Holder Slide Lever Hinge Screw, in place of 201434c .....
252510	33	Needle Holder Slide Lever Stud, in place of 250115 .....

### PATTERN WHEEL MECHANISM

Same as No. 99w75 with the following exceptions:

252516	40	Pattern Wheel, for $\frac{3}{4}$ in. Taper Bar (extra large eye) Buttonhole, $\frac{3}{4}$ in. bar, in place of 251228 .....
250647	40	Pattern Wheel Ring with 211E, 250443 and 250444, in place of 250382 ....
252517	—	Pattern Wheel, for $\frac{3}{4}$ in. Taper Bar (extra large eye) Buttonhole, $\frac{3}{4}$ in. bar, complete, Nos. 250647, 252516, two each 203E, 250372 and three 391E



## ACCESSORIES

FOR MACHINE No. 99w75

No.	Illus.	Name
250300	3	Buttonhole Cutting Block (brass), 1 in. (eye) .....
250467	—	Buttonhole Cutting Knife (medium eye) .....
232486	55	Threader Wire (large) .....
250412	55	“ “ (small) .....
35095	56	Tweezers .....
142 x 5	—	Needles, six, size 17 .....
250004	55	Bed Cushion (leather) (back) .....
250006	55	“ “ “ (front) .....
250007	55	“ “ (rawhide) (inside) .....
250008	55	“ “ “ (outside) .....
158E	55	“ “ Screw .....
250018	55	“ Support (left) with 250004, 250006, 250008, two 250007 and six 158E ...
250019	55	Bed Support (right) with 250004, 250006, 250008, two 250007 and six 158E .....
250288	—	Drip Pan .....
250408	55	Machine Rest (high) with 232982 and two wood screws 1 in., No. 13 ....
232982	—	Machine Rest Cushion (leather) ....
36565	55	Oiler (copper plated) with 36566 .....
36566	55	“ Spout, 9 in long, with 120117 ...
120117	—	“ “ Washer (leather) .....
11831	56	Screw Driver, 5 in. blade (machine, large) .....
*225484	—	Screw Driver Blade .....
*250521	—	“ “ “ .....
*225485	—	“ “ Handle .....
*225483	—	“ “ “ .....
225498	56	Screw Driver complete (7½ in. long), Nos. 225484 and 225485 .....
250522	56	Screw Driver complete (for needle set screw), Nos. 225483 and 250521 ...
250402	55	Wrench, for 201442 and 201445 .....
250289	56	“ “ 350111 .....
232935	56	“ “ 201658, 201659 and 201670 .....
8909	56	“ “ 201628 and 201660 .....
10875	56	“ “ 201524 .....
23535	56	“ “ 1697 and 1698 .....
25200	56	“ “ 1528 and 201643 .....

No.	Illus.	Name
42850	56	Wrench, for 1550 .....
232900	56	" " 201362 and 201668 .....
250212	26	Stitch Regulating Gear, 28 teeth ....
		Wood screws, 1½ in., No. 12 (6) .....

## THREAD UNWINDER

232417	58	Spool Pin .....
232983	58	" " .....
202486	58	" " .....
232363	58	" " (wood) .....
232895	58	" " Arm with 759F .....
232896	58	" " " Bracket with two 448c .....
448c	58	" " " " Set Screw ....
448c	58	" " " " Set Screw .....
250424	58	" " Cap .....
201239D	58	" " " Screw .....
155c	58	" " Set Screw .....
759F	58	" " Thumb Set Screw .....
41530	57	" Rest .....
60455	—	" " 41530 with 1149c and two 155c .....
227498	—	Spool Rest .....
227499	57	" " 227498 with 200363c and 202486 .....
232987	57	Spool Rest Cushion (felt) .....
1149c	58	" " Set Screw .....
200363c	58	" " " " .....
202490	57	" Stand with 200383c .....
225390	58	Thread Cone Holder .....
232927	58	" " " Ring .....
232899	58	" " Support .....
1498c	58	" " " Set Screw .....
250472	57	" Cop Holder .....
232990	57	" Guard .....
232991	58	" " Bracket with two 448c ..
448c	58	" " " Set Screw .....
250453	57	" " Rod (lower) .....
232992	57	" " " (upper) with 1498c..
250454	58	" " " Coupling with two 456c .....
456c	58	Thread Guard Rod Coupling Set Screw
200383c	58	" " " Set Screw .....
448c	58	" " Set Screw .....
250445	—	Thread Unwinder complete, Nos. 60455, 202490, 227499, 232899, 232927, 232990 to 232992, 250453, 250454, 250472, two 232983, three each 201239D, 225390, 232363, 232417, 232895, 232896, 232987 and 250424 .....

WELANSKY &amp; GOLDBERG

## DRIVING EQUIPMENT

No.	Illus.	Name
228565	61	Belt Shifter .....
228566	61	" " Lever with 200526c .....
228567	60	" " " Hinge Stud .....
200335c	60	" " " " " Set Screw
200526c	60	" " " Set Screw .....
228593	59	Counter Shaft (hollow) with 200370c and 228595 .....
210833	60	Counter Shaft Collar with two 200383c
200383c	60	" " " Set Screw .....
228590	61	" " Driving Pulley (loose), 5 in. diameter .....
228591	61	Counter Shaft Driving Pulley (tight), 5 in. diam., with 200352c and 200363c
200352c	60	Counter Shaft Driving Pulley Position Screw .....
200363c	60	Counter Shaft Driving Pulley Set Screw .....
228601	61	Counter Shaft Hanger with 200335c and 202260 .....
228588	61	Counter Shaft Hanger Belt Guard (double) .....
228597	61	Counter Shaft Hanger Belt Guard (single) .....
200002E	60	Counter Shaft Hanger Belt Guard Screw .....
202260	—	Counter Shaft Hanger Oil Packing (wick) .....
50294E	60	Counter Shaft Hanger Screw .....
41125	60	" " " " Washer ..
228602	60	" " Oil Cup .....
228594	—	" " " Packing Wick .....
228595	59	" " " " " Wire with 228594 .....
200370c	60	Counter Shaft Oil Stop Screw .....
228592	61	" " Pulley, 5 $\frac{7}{8}$ in. diam., with 200352c and 200363c .....
200352c	60	Counter Shaft Pulley Position Screw..
200363c	60	" " " Set Screw .....
228596	—	Counter Shaft Hanger complete, for Old Style Power Table, Nos. 200002E, 210833, 228565 to 228567, 228588, 228590 to 228593, 228601, 228602, three each 41125 and 50294E .....
228598	—	Counter Shaft Hanger complete, for Singer Safety Power Table, Nos. 200002E, 210833, 228565 to 228567, 228590 to 228593, 228597, 228601, 228602, three each 41125 and 50294E



No.	Illus.	Name
228568	61	Driving Cone Pulley (for driving machine), 4½ and 6 in. diam., with 200342c and 200347c .....
200342c	60	Driving Cone Pulley Position Screw..
200347c	60	" " " Set Screw .....
228569	59	" " " Shaft .....
228571	59	" " " " Bushing with 202260 .....
202260	—	Driving Cone Pulley Shaft Bushing Oil Packing (wick) .....
350028c	60	Driving Cone Pulley Shaft Bushing Set Screw .....
202625	60	Driving Cone Pulley Shaft Collar with two 200383c .....
200383c	60	Driving Cone Pulley Shaft Collar Set Screw .....
228572	61	Driving Pulley (for Buttonhole Cutter), 4½ in. diam., with 200342c and 200347c .....
228573	61	Driving Pulley Belt Guard .....
50075J	60	" " " " Thumb Screw .....
228574	61	" " Bracket with 11119, 228575 and four 350028c .....
228575	60	Driving Pulley Bracket Oil Cup .....
11119	60	" " " " Tube with 29599 .....
29599	—	Driving Pulley Bracket Oil Tube Packing (felt) .....
50294E	60	Driving Pulley Bracket Screw .....
41125	60	" " " " Washer .....
18897	59	" " Driving Pinion with 453c .....
2117	60	" " " " Pin .....
453c	60	" " " " Set Screw .....
200342c	60	" " Position Screw .....
200347c	60	" " Set Screw .....
228579	59	" " Shaft .....
228580	59	" " " Bushing with 202260 .....
202260	—	" " " " Oil Packing (wick) .....
350028c	60	Driving Pulley Shaft Bushing Set Screw .....
18898	59	Driving Pulley Shaft Gear with 453c..
2117	60	" " " " Pin .....
453c	60	" " " " Set Screw..
228577	—	Driving Attachment complete, Nos. 18897, 18898, 50075J, 202625, 228568, 228569, 228572 to 228574, 228579, 228580, two each 2117, 228571, three each 41125 and 50294E .....
228578	—	Driving Attachment and Idler complete, Nos. 228577 and 228587 .....

No.	Illus.	Name
228581	61	Idler Pulley .....
228582	61	" " Belt Guard with 200526c..
200526c	60	" " " " Set Screw ....
228583	61	" " Bracket with 200526c ....
200019E	60	" " " " Screw .....
228584	59	" " Shaft with 228586 .....
204246	60	" " " " Collar with two 200383c .....
200383c	60	Idler Pulley Shaft Collar Set Screw ..
228602	60	" " " " Oil Cup .....
228585	—	" " " " Wick .....
228586	59	" " " " Wire with 228585 .....
200526c	60	Idler Pulley Shaft Set Screw .....
228587	—	Idler complete, Nos. 204246, 228582 to 228584, 228602, two 228581 and three 200019E .....
228599	—	Driving Equipment complete, for Old Style Power Table, Nos. 228578 and 228596 .....
228600	—	Driving Equipment complete, for Singer Safety Power Table, Nos. 228578 and 228598 .....

## FOR MACHINE No. 99w76

Same as for No. 99w75 with the following exceptions:

250607	3	Buttonhole Cutting Block (brass) 1 in. (eye), in place of 250300 .....
250663	4	Buttonhole Cutting Knife (medium eye), in place of 250467 .....
250211	—	Stitch Regulating Gear, 26 teeth, in place of 250212 .....

## FOR MACHINE No. 99w77

Same as for No. 99w75 with the following exceptions:

250711	3	Buttonhole Cutting Block (brass), $\frac{5}{8}$ in. (taper bar), in place of 250300 ....
250750	4	Buttonhole Cutting Knife (medium eye), in place of 250467 .....

## FOR MACHINE No. 99w78

Same as for No. 99w75 with the following exceptions:

No.	Illus.	Name
250608	—	Buttonhole Cutting Block (brass), $\frac{3}{4}$ in. (taper bar), in place of 250300 ....
252502	4	Buttonhole Cutting Knife (large eye), in place of 250467 .....
250415	—	Stitch Regulating Gear, 38 teeth, in place of 250212 .....

## BUTTONHOLE CORDING DEVICE

## FOR MACHINE No. 99w75

250496	22	Cord Leader (upper) .....
250497	22	" " " Gib .....
223D	22	" " " Screw .....
202603	22	" " " " Washer .....
250498	22	" " " Slide .....
250499	22	" " " " Cap Plate ...
200161D	22	" " " " Screw (2) ..
250500	22	" " " " Spring .....
250501	—	Cord Leader (upper) complete, Nos. 223D, 202603, 250496 and 250498 ...
10150	—	Cord Leader Wire .....
487E	22	" Spool Pin .....
250502	22	" " " Bracket (upper) ....
8064	—	" " " Collar .....
8039	22	" " " " 8064 with 759F.
759F	22	" " " " Thumb Screw .
10111	22	" " " Cone .....
10112	22	" " " Spring .....
1520E	22	" " " Nut .....
250503	—	Buttonhole Cording Device complete, Nos. 487E, 1520E, 8039, 10111, 10112, 10150, 250497, 250499 to 250502 and two 200161D .....
250504	23	Work Clamp Arm (left) .....
251356	—	" " " " 251351 with 602E and 250509 .....



## Buttonhole Cording Device

No.	Illus.	Name
250506	23	Work Clamp Arm (right) .....
251357	—	“ “ “ “ 251352 with 602E and 250511 .....
250508	23	Work Clamp Check (left) .....
250509	—	Work Clamp Check (left) complete, Nos. 250508, 250512, 251355 and two 229D .....
250510	23	Work Clamp Check (right) .....
250511	—	Work Clamp Check (right) complete, Nos. 250510, 250513, 251355 and two 229D .....
250512	23	Work Clamp Check Extension (left) ..
250513	23	“ “ “ “ (right) ..
229D	23	“ “ “ “ Screw ...
251355	23	“ “ “ Stop Pin .....

## FOR MACHINE No. 99w76

Same as for No. 99w75 with the following exceptions:

250665	—	Work Clamp Arm (left) 250504 with 602E and 250668 .....
250666	—	Work Clamp Arm (right) 250506 with 602E and 250670 .....
250667	23	Work Clamp Check (left) .....
250668	—	Work Clamp Check (left) complete, Nos. 250512, 250667, 251355 and two 229D .....
250669	23	Work Clamp Check (right) .....
250670	—	Work Clamp Check (right) complete, Nos. 250513, 250669, 251355 and two 229D .....

# **BUTTONHOLE CUTTING BLOCKS**

FOR MACHINE No. 99w75

No.	Illus.	Name
250294	—	Buttonhole Cutting Block (brass), $\frac{5}{8}$ in. (eye) .....
250296	—	Buttonhole Cutting Block (brass), $\frac{3}{4}$ in. (eye) .....
250297	—	Buttonhole Cutting Block (brass), $1\frac{1}{8}$ in. (eye) .....
250298	—	Buttonhole Cutting Block (brass), $\frac{5}{8}$ in. (eye) .....
250300	3	Buttonhole Cutting Block (brass), 1 in. (eye) .....
250301	—	Buttonhole Cutting Block (brass), $1\frac{1}{8}$ in. (eye) .....
250302	62	Buttonhole Cutting Block (brass), $1\frac{1}{8}$ in. (eye) .....
250304	—	Buttonhole Cutting Block (brass), $1\frac{1}{4}$ in. (eye) .....
250306	—	Buttonhole Cutting Block (brass), $1\frac{3}{8}$ in. (eye) .....
250308	—	Buttonhole Cutting Block (brass), $1\frac{1}{2}$ in. (eye) .....
250309	—	Buttonhole Cutting Block (brass), $\frac{5}{8}$ in. (taper bar) .....
250310	—	Buttonhole Cutting Block (brass), $\frac{3}{4}$ in. (taper bar) .....
250313	—	Buttonhole Cutting Block (brass), $\frac{7}{8}$ in. (taper bar) .....
250314	—	Buttonhole Cutting Block (brass), 1 in. (taper bar) .....
250311	62	Buttonhole Cutting Block (brass), $1\frac{1}{8}$ in. (taper bar) .....
250312	—	Buttonhole Cutting Block (brass), $1\frac{1}{4}$ in. (taper bar) .....
250315	—	Buttonhole Cutting Block (brass), $1\frac{3}{8}$ in. (taper bar) .....
250317	—	Buttonhole Cutting Block (brass), $\frac{5}{8}$ in. (straight) .....
250318	62	Buttonhole Cutting Block (brass), $\frac{3}{4}$ in. (straight) .....
250319	—	Buttonhole Cutting Block (brass), 1 in. (straight) .....

No.	Illus.	Name
250321	—	Buttonhole Cutting Block (brass), $1\frac{1}{8}$ in. (straight) .....
250322	—	Buttonhole Cutting Block (brass), $1\frac{1}{4}$ in. (straight) .....
250320	—	Buttonhole Cutting Block (brass), $1\frac{1}{2}$ in. (straight) .....

## FOR MACHINE No. 99w76

250601	—	Buttonhole Cutting Block (brass), $\frac{5}{8}$ in. (eye) .....
250603	—	Buttonhole Cutting Block (brass), $\frac{3}{4}$ in. (eye) .....
250605	—	Buttonhole Cutting Block (brass), $1\frac{1}{8}$ in. (eye) .....
250614	—	Buttonhole Cutting Block (brass), $\frac{7}{8}$ in. (eye) .....
250607	3	Buttonhole Cutting Block (brass), 1 in. (eye) .....
250609	62	Buttonhole Cutting Block (brass), $1\frac{1}{8}$ in. (eye) .....
250606	—	Buttonhole Cutting Block (brass), $\frac{5}{8}$ in. (taper bar) .....
250608	—	Buttonhole Cutting Block (brass), $\frac{3}{4}$ in. (taper bar) .....
250610	62	Buttonhole Cutting Block (brass), $\frac{7}{8}$ in. (taper bar) .....
250602	62	Buttonhole Cutting Block (brass), $\frac{5}{8}$ in. (straight) .....
250604	—	Buttonhole Cutting Block (brass), $\frac{3}{4}$ in. (straight) .....
250615	—	Buttonhole Cutting Block (brass), $\frac{7}{8}$ in. (straight) .....
250612	—	Buttonhole Cutting Block (brass), 1 in. (straight) .....

## FOR MACHINE No. 99w77

250716	—	Buttonhole Cutting Block (brass), $\frac{5}{8}$ in. (eye) .....
250712	—	Buttonhole Cutting Block (brass), $\frac{3}{4}$ in. (eye) .....
250710	62	Buttonhole Cutting Block (brass), $1\frac{1}{8}$ in. (eye) .....
250714	—	Buttonhole Cutting Block (brass), $\frac{7}{8}$ in. (eye) .....
250711	3	Buttonhole Cutting Block (brass), $\frac{5}{8}$ in. (taper bar) .....



No.	Illus.	Name
250717	—	Buttonhole Cutting Block (brass), $\frac{5}{8}$ in. (straight) .....
250713	62	Buttonhole Cutting Block (brass), $\frac{3}{4}$ in. (straight) .....
250715	—	Buttonhole Cutting Block (brass), $\frac{7}{8}$ in. (straight) .....

## FOR MACHINE No. 99w78

250606	—	Buttonhole Cutting Block (brass), $\frac{5}{8}$ in. (taper bar) .....
250608	—	Buttonhole Cutting Block (brass), $\frac{3}{4}$ in. (taper bar) .....
250610	—	Buttonhole Cutting Block (brass), $\frac{7}{8}$ in. (taper bar) .....

## BUTTONHOLE CUTTING KNIVES

No.	Illus.	Name
-----	--------	------

### FOR MACHINE No. 99w75

250460	—	Buttonhole Cutting Knife (.140 x .169 eye) .....	
250466	62	Buttonhole Cutting Knife (straight)..	
250461	4	“ “ “ (large eye).	
250467	4	“ “ “ (medium eye)	

### FOR MACHINE No. 99w76

250662	62	Buttonhole Cutting Knife (straight)..	
250663	4	“ “ “ (medium eye)	
250664	4	“ “ “ (large eye).	

### FOR MACHINE No. 99w77

250735	62	Buttonhole Cutting Knife (straight)..	
250736	4	“ “ “ (large eye).	
250750	4	“ “ “ (medium eye)	

### FOR MACHINE No. 99w78

252502	4	Buttonhole Cutting Knife (large eye)	
--------	---	--------------------------------------	--

## GAUGES

250476	63	Work Position Gauge (left) .....	
250477	63	“ “ “ (right) .....	
1443F	63	“ “ “ Screw .....	
8482	63	“ “ “ “ Washer ...	

# PATTERN WHEELS

FOR MACHINE No. 99w75

For Making EYELET END Buttonholes with  
LARGE EYE

No.	Illus.	Name
250360	—	Pattern Wheel, $\frac{5}{8}$ in., complete, Nos. 250359, 250376, two each 203E, 250372 and three 391D .....
251217	—	Pattern Wheel, $\frac{5}{8}$ in., complete, Nos. 250376, 251216, two each 203E, 250372 and three 391D .....
250362	—	Pattern Wheel, $\frac{3}{4}$ in., complete, Nos. 250361, 250378, two each 203E, 250372 and three 391D .....
251221	—	Pattern Wheel, $\frac{3}{4}$ in., complete, Nos. 250378, 251220, two each 203E, 250372 and three 391D .....
250480	—	Pattern Wheel, $1\frac{1}{8}$ in., complete, Nos. 250379, 250479, two each 203E, 250372 and three 391D .....
251223	—	Pattern Wheel, $1\frac{1}{8}$ in., complete, Nos. 250379, 251222, two each 203E, 250372 and three 391D .....
250344	—	Pattern Wheel, $\frac{7}{8}$ in., complete, Nos. 250343, 250371, 250380, two each 175E, 203E, 250372 and three 391D .....
251225	—	Pattern Wheel, $\frac{7}{8}$ in., complete, Nos. 250380, 251224, two each 203E, 250372 and three 391D .....
251251	—	Pattern Wheel, $\frac{7}{8}$ in., complete, Nos. 250380, 251250, two each 203E, 250373 and three 391D .....
250482	—	Pattern Wheel, $1\frac{1}{8}$ in., complete, Nos. 250381, 250481, two each 203E, 250372 and three 391D .....
250346	—	Pattern Wheel, 1 in., complete, Nos. 250345, 250371, 250382, two each 175E, 203E, 250372 and three 391D .....
250364	—	Pattern Wheel, 1 in., complete, Nos. 250363, 250382, two each 203E, 250372 and three 391D .....
251229	—	Pattern Wheel, 1 in., complete, Nos. 250382, 251228, two each 203E, 250372 and three 391D .....

WELANSKY & GOLDBERG



No.	Illus.	Name
251253	—	Pattern Wheel, 1 in., complete, Nos. 250382, 251252, two each 203E, 250372 and three 391D .....
250484	—	Pattern Wheel, $1\frac{1}{8}$ in., complete, Nos. 250383, 250483, two each 203E, 250372 and three 391D .....
251231	—	Pattern Wheel, $1\frac{1}{8}$ in., complete, Nos. 250383, 251230, two each 203E, 250372 and three 391D .....
250326	—	Pattern Wheel, $1\frac{1}{8}$ in., complete, Nos. 250325, 250371, 250384, two each 175E, 203E, 250372 and three 391D .....
250368	—	Pattern Wheel, $1\frac{1}{8}$ in., complete, Nos. 250367, 250384, two each 203E, 250372 and three 391D .....
251233	—	Pattern Wheel, $1\frac{1}{8}$ in., complete, Nos. 250384, 251232, two each 203E, 250372 and three 391D .....
251255	—	Pattern Wheel, $1\frac{1}{8}$ in., complete, Nos. 250384, 251254, two each 203E, 250372 and three 391D .....
250486	—	Pattern Wheel, $1\frac{3}{8}$ in., complete, Nos. 250385, 250485, two each 203E, 250372 and three 391D .....
250352	—	Pattern Wheel, $1\frac{1}{4}$ in., complete, Nos. 250351, 250371, 250386, two each 175E, 203E, 250372 and three 391D .....
250370	—	Pattern Wheel, $1\frac{1}{4}$ in., complete, Nos. 250369, 250386, two each 203E, 250372 and three 391D .....
251237	—	Pattern Wheel, $1\frac{1}{4}$ in., complete, Nos. 250386, 251236, two each 203E, 250372 and three 391D .....
251257	—	Pattern Wheel, $1\frac{1}{4}$ in., complete, Nos. 250386, 251256, two each 203E, 250372 and three 391D .....
250488	—	Pattern Wheel, $1\frac{5}{8}$ in., complete, Nos. 250387, 250487, two each 203E, 250372 and three 391D .....
250348	—	Pattern Wheel, $1\frac{3}{4}$ in., complete, Nos. 250347, 250371, 250388, two each 175E, 203E, 250372 and three 391D .....
251241	—	Pattern Wheel, $1\frac{3}{4}$ in., complete, Nos. 250388, 251240, two each 203E, 250372 and three 391D .....
251259	—	Pattern Wheel, $1\frac{3}{4}$ in., complete, Nos. 250388, 251258, two each 203E, 250372 and three 391D .....

No.	Illus.	Name
250490	—	Pattern Wheel, $1\frac{7}{16}$ in., complete, Nos. 250377, 250489, two each 203E, 250372 and three 391D .....
250350	—	Pattern Wheel, $1\frac{1}{2}$ in., complete, Nos. 250349, 250371, 250390, two each 175E, 203E, 250372 and three 391D .....
250354	—	Pattern Wheel, $1\frac{1}{2}$ in., complete, Nos. 250353, 250371, 250390, two each 175E, 203E, 250372 and three 391D .....
250366	—	Pattern Wheel, $1\frac{1}{2}$ in., complete, Nos. 250365, 250390, two each 203E, 250372 and three 391D .....
251245	—	Pattern Wheel, $1\frac{1}{2}$ in., complete, Nos. 250390, 251244, two each 203E, 250372 and three 391D .....
251261	—	Pattern Wheel, $1\frac{1}{2}$ in., complete, Nos. 250390, 251260, two each 203E, 250372 and three 391D .....
251263	—	Pattern Wheel, $1\frac{1}{2}$ in., complete, Nos. 250390, 251262, two each 203E, 250372 and three 391D .....

**For Making EYELET END Buttonholes with  
MEDIUM EYE**

251217	—	Pattern Wheel, $\frac{5}{8}$ in., complete, Nos. 250376, 251216, two each 203E, 250372 and three 391D .....
251221	—	Pattern Wheel, $\frac{3}{4}$ in., complete, Nos. 250378, 251220, two each 203E, 250372 and three 391D .....
251223	—	Pattern Wheel, $1\frac{1}{8}$ in., complete, Nos. 250379, 251222, two each 203E, 250372 and three 391D .....
251225	—	Pattern Wheel, $\frac{3}{4}$ in., complete, Nos. 250380, 251224, two each 203E, 250372 and three 391D .....
251229	—	Pattern Wheel, 1 in., complete, Nos. 250382, 251228, two each 203E, 250372 and three 391D .....
251231	—	Pattern Wheel, $1\frac{1}{8}$ in., complete, Nos. 250383, 251230, two each 203E, 250372 and three 391D .....
251233	—	Pattern Wheel, $1\frac{1}{8}$ in., complete, Nos. 250384, 251232, two each 203E, 250372 and three 391D .....
251237	—	Pattern Wheel, $1\frac{1}{4}$ in., complete, Nos. 250386, 251236, two each 203E, 250372 and three 391D .....



No.	Illus.	Name
251241	—	Pattern Wheel, $1\frac{3}{8}$ in., complete, Nos. 250388, 251240, two each 203E, 250372 and three 391D .....
251245	—	Pattern Wheel, $1\frac{1}{2}$ in., complete, Nos. 250390, 251244, two each 203E, 250372 and three 391D .....

#### For Making STRAIGHT Buttonholes

250360	—	Pattern Wheel, $\frac{5}{8}$ in., complete, Nos. 250359, 250376, two each 203E, 250372 and three 391D .....
250362	—	Pattern Wheel, $\frac{3}{4}$ in., complete, Nos. 250361, 250378, two each 203E, 250372 and three 391D .....
250364	—	Pattern Wheel, 1 in., complete, Nos. 250363, 250382, two each 203E, 250372 and three 391D .....
250368	—	Pattern Wheel, $1\frac{1}{8}$ in., complete, Nos. 250367, 250384, two each 203E, 250372 and three 391D .....
250370	—	Pattern Wheel, $1\frac{1}{4}$ in., complete, Nos. 250369, 250386, two each 203E, 250372 and three 391D .....
250366	—	Pattern Wheel, $1\frac{1}{2}$ in., complete, Nos. 250365, 250390, two each 203E, 250372 and three 391D .....

#### For Making EYELET END Buttonholes with LARGE EYE and TAPER BAR ( $\frac{1}{8}$ in. bar)

250354	—	Pattern Wheel, $1\frac{3}{8}$ in., complete, Nos. 250353, 250371, 250390, two each 175E, 203E, 250372 and three 391D .....
--------	---	--

#### For Making EYELET END Buttonholes with LARGE EYE and TAPER BAR ( $\frac{1}{4}$ in. bar)

250344	—	Pattern Wheel, $\frac{5}{8}$ in., complete, Nos. 250343, 250371, 250380, two each 175E, 203E, 250372 and three 391D .....
250346	—	Pattern Wheel, $\frac{3}{4}$ in., complete, Nos. 250345, 250371, 250382, two each 175E, 203E, 250372 and three 391D .....
250326	—	Pattern Wheel, $\frac{7}{8}$ in., complete, Nos. 250325, 250371, 250384, two each 175E, 203E, 250372 and three 391D .....



No.	Illus.	Name
250352	—	Pattern Wheel, 1 in., complete, Nos. 250351, 250371, 250386, two each 175E, 203E, 250372 and three 391D .....
250348	—	Pattern Wheel, 1½ in., complete, Nos. 250347, 250371, 250388, two each 175E, 203E, 250372 and three 391D .....
250350	—	Pattern Wheel, 1¼ in., complete, Nos. 250349, 250371, 250390, two each 175E, 203E, 250372 and three 391D .....

**For Making EYELET END Buttonholes with  
MEDIUM EYE and TAPER BAR (⅛ in. bar)**

251263	—	Pattern Wheel, 1½ in., complete, Nos. 250390, 251262, two each 203E, 250372 and three 391D .....
--------	---	--

**For Making EYELET END Buttonholes with  
MEDIUM EYE and TAPER BAR (¼ in. bar)**

250480	—	Pattern Wheel, ⅝ in., complete, Nos. 250379, 250479, two each 203E, 250372 and three 391D .....
250482	—	Pattern Wheel, ¾ in., complete, Nos. 250381, 250481, two each 203E, 250372 and three 391D .....
250484	—	Pattern Wheel, ⅞ in., complete, Nos. 250383, 250483, two each 203E, 250372 and three 391D .....
250486	—	Pattern Wheel, 1 in., complete, Nos. 250385, 250485, two each 203E, 250372 and three 391D .....
250488	—	Pattern Wheel, 1½ in. complete, Nos. 250387, 250487, two each 203E, 250372 and three 391D .....
250490	—	Pattern Wheel, 1¼ in., complete, Nos. 250377, 250489, two each 203E, 250372 and three 391D .....

**For Making EYELET END Buttonholes with  
MEDIUM EYE and TAPER BAR (¼ in. bar)**

251251	—	Pattern Wheel, ⅝ in., complete, Nos. 250380, 251250, two each 203E, 250372 and three 391D .....
251253	—	Pattern Wheel, ¾ in., complete, Nos. 250382, 251252, two each 203E, 250372 and three 391D .....

No.	Illus.	Name
251255	—	Pattern Wheel, $\frac{3}{8}$ in., complete, Nos. 250384, 251254, two each 203E, 250372 and three 391D .....
251257	—	Pattern Wheel, 1 in., complete, Nos. 250386, 251256, two each 203E, 250372 and three 391D .....
251259	—	Pattern Wheel, $1\frac{1}{8}$ in., complete, Nos. 250388, 251258, two each 203E, 250372 and three 391D .....
251261	—	Pattern Wheel, $1\frac{1}{4}$ in., complete, Nos. 250390, 251260, two each 203E, 250372 and three 391D .....
250325	—	Pattern Wheel, for $1\frac{1}{8}$ in. Eye and $\frac{3}{8}$ in. Taper Bar Buttonhole (large eye), for 250326 .....
250343	—	Pattern Wheel, for $\frac{3}{8}$ in. Eye and $\frac{5}{8}$ in. Taper Bar Buttonhole (large eye), for 250344 .....
250345	—	Pattern Wheel, for 1 in. Eye and $\frac{3}{4}$ in. Taper Bar Buttonhole (large eye), for 250346 .....
250347	—	Pattern Wheel, for $1\frac{3}{8}$ in. Eye and $1\frac{1}{8}$ in. Taper Bar Buttonhole (large eye), for 250348 .....
250349	—	Pattern Wheel, for $1\frac{1}{2}$ in. Eye and $1\frac{1}{4}$ in. Taper Bar Buttonhole (large eye), for 250350 .....
250351	—	Pattern Wheel, for $1\frac{1}{4}$ in. Eye and 1 in. Taper Bar Buttonhole, (large eye), for 250352 .....
250353	—	Pattern Wheel, for $1\frac{1}{2}$ in. Eye and $1\frac{3}{8}$ in. Taper Bar Buttonhole (large eye), for 250354 .....
250359	—	Pattern Wheel, for $\frac{5}{8}$ in. Eye and Straight Buttonhole (large eye), for 250360 .....
250361	—	Pattern Wheel, for $\frac{3}{4}$ in. Eye and Straight Buttonhole (large eye), for 250362 .....
250363	—	Pattern Wheel, for 1 in. Eye and Straight Buttonhole (large eye), for 250364 .....
250365	—	Pattern Wheel, for $1\frac{1}{2}$ in. Eye and Straight Buttonhole (large eye), for 250366 .....
250367	—	Pattern Wheel, for $1\frac{1}{8}$ in. Eye and Straight Buttonhole (large eye), for 250368 .....



No.	Illus.	Name
250369	—	Pattern Wheel, for $1\frac{1}{4}$ in. Eye and Straight Buttonhole (large eye), for 250370 .....
250479	—	Pattern Wheel, for $1\frac{3}{8}$ in. Eye (large eye) and $\frac{5}{8}$ in. Taper Bar (medium eye) Buttonhole, for 250480 .....
250481	—	Pattern Wheel, for $1\frac{5}{8}$ in. Eye (large eye) and $\frac{3}{4}$ in. Taper Bar (medium eye) Buttonhole, for 250482 .....
250483	—	Pattern Wheel, for $1\frac{7}{8}$ in. Eye (large eye) and $\frac{3}{4}$ in. Taper Bar (medium eye) Buttonhole, for 250484 .....
250485	—	Pattern Wheel, for $1\frac{3}{8}$ in. Eye (large eye) and 1 in. Taper Bar (medium eye) Buttonhole, for 250486 .....
250487	—	Pattern Wheel, for $1\frac{5}{8}$ in. Eye (large eye) and $1\frac{1}{8}$ in. Taper Bar (medium eye) Buttonhole, for 250488 .....
250489	—	Pattern Wheel, for $1\frac{7}{8}$ in. Eye (large eye) and $1\frac{1}{4}$ in. Taper Bar (medium eye) Buttonhole, for 250490 .....
251216	—	Pattern Wheel, for $\frac{5}{8}$ in. Eye Buttonhole (large and medium eye), for 251217 .....
251220	—	Pattern Wheel, for $\frac{3}{4}$ in. Eye Buttonhole (large and medium eye), for 251221 .....
251222	—	Pattern Wheel, for $1\frac{1}{8}$ in. Eye Buttonhole (large and medium eye), for 251223 .....
251224	—	Pattern Wheel, for $\frac{7}{8}$ in. Eye Buttonhole (large and medium eye), for 251225 .....
251228	40	Pattern Wheel, for 1 in Eye Buttonhole (large and medium eye), for 251229 .....
251230	—	Pattern Wheel, for $1\frac{1}{8}$ in. Eye Buttonhole (large and medium eye), for 251231 .....
251232	—	Pattern Wheel, for $1\frac{1}{8}$ in. Eye Buttonhole (large and medium eye), for 251233 .....
251236	—	Pattern Wheel, for $1\frac{1}{4}$ in. Eye Buttonhole (large and medium eye), for 251237 .....
251240	—	Pattern Wheel, for $1\frac{3}{8}$ in. Eye Buttonhole (large and medium eye), for 251241 .....



No.	Illus.	Name
251244	—	Pattern Wheel, for $1\frac{1}{2}$ in. Eye Buttonhole (large and medium eye), for 251245 .....
251250	—	Pattern Wheel, for $\frac{3}{8}$ in. Eye (large eye) and $\frac{3}{8}$ in. Taper Bar (medium eye) Buttonhole, for 251251 .....
251252	—	Pattern Wheel, for 1 in. Eye (large eye) and $\frac{3}{4}$ in. Taper Bar (medium eye) Buttonhole, for 251253 .....
251254	—	Pattern Wheel, for $1\frac{1}{8}$ in. Eye (large eye) and $\frac{3}{8}$ in. Taper Bar (medium eye) Buttonhole, for 251255 .....
251256	—	Pattern Wheel, for $1\frac{1}{4}$ in. Eye (large eye) and 1 in. Taper Bar (medium eye) Buttonhole, for 251257 .....
251258	—	Pattern Wheel, for $1\frac{3}{8}$ in. Eye (large eye) and $1\frac{1}{8}$ in. Taper Bar (medium eye) Buttonhole, for 251259 .....
251260	—	Pattern Wheel, for $1\frac{1}{2}$ in. Eye (large eye) and $1\frac{1}{4}$ in. Taper Bar (medium eye) Buttonhole, for 251261 .....
251262	—	Pattern Wheel, for $1\frac{1}{2}$ in. Eye (large eye) and $1\frac{3}{8}$ in. Taper Bar (medium eye) Buttonhole, for 251263 .....
250371	40	Pattern Wheel Cam Block .....
175E	39	" " " " Screw .....
250372	39	" " Rapid Feed Trip Point
203E	39	" " " " " "
		Screw .....
250376	—	Pattern Wheel Ring with 211E, 250443 and 250444, for 250360 and 251217 ..
250377	—	Pattern Wheel Ring with 211E, 250443 and 250444, for 250490 .....
250378	—	Pattern Wheel Ring with 211E, 250443 and 250444, for 250362 and 251221 ..
250379	—	Pattern Wheel Ring with 211E, 250443 and 250444, for 250480 and 251223 ..
250380	—	Pattern Wheel Ring with 211E, 250443 and 250444, for 250344, 251225 and 251251 .....
250381	—	Pattern Wheel Ring with 211E, 250443 and 250444, for 250482 .....
250382	40	Pattern Wheel Ring with 211E, 250443 and 250444, for 250346, 250364, 251229 and 251253 .....
250383	—	Pattern Wheel Ring with 211E, 250443 and 250444, for 250484 and 251231 ..
250384	—	Pattern Wheel Ring with 211E, 250443 and 250444, for 250326, 250368, 251233 and 251255 .....

No.	Illus.	Name
250385	—	Pattern Wheel Ring with 211E, 250443 and 250444, for 250486 .....
250386	40	Pattern Wheel Ring with 211E, 250443 and 250444, for 250352, 250370, 251237 and 251257 .....
250387	—	Pattern Wheel Ring with 211E, 250443 and 250444, for 250488 .....
250388	—	Pattern Wheel Ring with 211E, 250443 and 250444, for 250348, 251241 and 251259 .....
250390	—	Pattern Wheel Ring with 211E, 250443 and 250444, for 250350, 250354, 250366, 251245, 251261 and 251263 .....
250443	39	Pattern Wheel Ring Adjusting Segment .....
211E	39	Pattern Wheel Ring Adjusting Segment Screw .....
250444	39	Pattern Wheel Ring Adjusting Segment Screw Washer .....
391D	39	Pattern Wheel Ring Screw .....

## FOR MACHINE No. 99w76

For Making EYELET END Buttonholes with  
LARGE EYE

250624	—	Pattern Wheel, $\frac{5}{8}$ in., complete. Nos. 250378, 250623, two each 203E, 250372 and three 391D .....
250672	—	Pattern Wheel, $\frac{5}{8}$ in., complete, Nos. 250378, 250671, two each 203E, 250372 and three 391D .....
250626	—	Pattern Wheel, $\frac{3}{4}$ in., complete, Nos. 250625, 250644, two each 203E, 250372 and three 391D .....
250674	—	Pattern Wheel, $\frac{3}{4}$ in., complete, Nos. 250644, 250673, two each 203E, 250372 and three 391D .....
250628	—	Pattern Wheel, $1\frac{1}{8}$ in., complete, Nos. 250382, 250627, 250732, two each 175E, 203E, 250372 and three 391D .....
250682	—	Pattern Wheel, $1\frac{1}{8}$ in., complete, Nos. 250382, 250681, two each 203E, 250372 and three 391D .....
250638	—	Pattern Wheel, $\frac{7}{8}$ in., complete, Nos. 250637, 250641, two each 203E, 250372 and three 391D .....



No.	Illus.	Name
250676	—	Pattern Wheel, $\frac{3}{8}$ in., complete, Nos. 250641, 250675, two each 203E, 250372 and three 391D .....
250684	—	Pattern Wheel, $\frac{1}{8}$ in., complete, Nos. 250642, 250683, two each 203E, 250372 and three 391D .....
250630	—	Pattern Wheel, 1 in., complete, Nos. 250386, 250629, 250732, two each 175E, 203E, 250372 and three 391D .....
250634	—	Pattern Wheel, 1 in., complete, Nos. 250386, 250633, two each 203E, 250372 and three 391D .....
250678	—	Pattern Wheel, 1 in., complete, Nos. 250386, 250677, two each 203E, 250372 and three 391D .....
250686	—	Pattern Wheel, $1\frac{1}{16}$ in., complete, Nos. 250649, 250685, two each 203E, 250372 and three 391D .....
250632	—	Pattern Wheel, $1\frac{1}{8}$ in., complete, Nos. 250631, 250647, 250732, two each 175E, 203E, 250372 and three 391D .....
250680	—	Pattern Wheel, $1\frac{1}{8}$ in., complete, Nos. 250647, 250679, two each 203E, 250372 and three 391D .....

**For Making EYELET END Buttonholes with  
MEDIUM EYE**

250672	—	Pattern Wheel, $\frac{5}{8}$ in., complete, Nos. 250378, 250671, two each 203E, 250372 and three 391D .....
250674	—	Pattern Wheel, $\frac{3}{4}$ in., complete, Nos. 250644, 250673, two each 203E, 250372 and three 391D .....
250676	—	Pattern Wheel, $\frac{7}{8}$ in., complete, Nos. 250641, 250675, two each 203E, 250372 and three 391D .....
250678	—	Pattern Wheel, 1 in., complete, Nos. 250386, 250677, two each 203E, 250372 and three 391D .....
250680	—	Pattern Wheel, $1\frac{1}{8}$ in., complete, Nos. 250647, 250679, two each 203E, 250370 and three 391D .....

**For Making STRAIGHT Buttonholes**

250624	—	Pattern Wheel, $\frac{5}{8}$ in., complete, Nos. 250378, 250623, two each 203E, 250372 and three 391D .....
--------	---	---



No.	Illus.	Name
250626	—	Pattern Wheel, $\frac{3}{4}$ in., complete, Nos. 250625, 250644, two each 203E, 250372 and three 391D .....
250638	—	Pattern Wheel, $\frac{7}{8}$ in., complete, Nos. 250637, 250641, two each 203E, 250372 and three 391D .....
250634	—	Pattern Wheel, 1 in., complete, Nos. 250386, 250633, two each 203E, 250372 and three 391D .....

**For Making EYELET END Buttonholes with  
LARGE EYE and TAPER BAR ( $\frac{3}{16}$  in. bar)**

250628	—	Pattern Wheel, $\frac{5}{8}$ in., complete, Nos. 250382, 250627, 250732, two each 175E, 203E, 250372 and three 391D .....
--------	---	---

**For Making EYELET END Buttonholes with  
LARGE EYE and TAPER BAR ( $\frac{1}{4}$  in. bar)**

250630	—	Pattern Wheel, $\frac{3}{4}$ in., complete, Nos. 250386, 250629, 250732, two each 175E, 203E, 250372 and three 391D .....
250632	—	Pattern Wheel, $\frac{7}{8}$ in., complete, Nos. 250631, 250647, 250732, two each 175E, 203E, 250372 and three 391D .....

**For Making EYELET END Buttonholes with  
MEDIUM EYE and TAPER BAR ( $\frac{3}{16}$  in. bar)**

250682	—	Pattern Wheel, $\frac{5}{8}$ in., complete, Nos. 250382, 250681, two each 203E, 250372 and three 391D .....
250684	—	Pattern Wheel, $\frac{3}{4}$ in., complete, Nos. 250642, 250683, two each 203E, 250372 and three 391D .....
250686	—	Pattern Wheel, $\frac{7}{8}$ in., complete, Nos. 250649, 250685, two each 203E, 250372 and three 391D .....
250623	—	Pattern Wheel, for $\frac{5}{8}$ in. Eye and Straight Buttonhole (large eye), for 250624 .....
250625	—	Pattern Wheel, for $\frac{3}{4}$ in. Eye and Straight Buttonhole (large eye), for 250626 .....

No.	Illus.	Name
250627	—	Pattern Wheel, for $1\frac{3}{8}$ in. Eye and $\frac{5}{8}$ in. Taper Bar Buttonhole (large eye), for 250628 .....
250629	—	Pattern Wheel, for 1 in. Eye and $\frac{3}{4}$ in. Taper Bar Buttonhole (large eye), for 250630 .....
250631	—	Pattern Wheel, for $1\frac{1}{8}$ in. Eye and $\frac{7}{8}$ in. Taper Bar Buttonhole (large eye), for 250632 .....
250633	—	Pattern Wheel, for 1 in. Eye and Straight Buttonhole (large eye), for 250634 .....
250637	—	Pattern Wheel, for $\frac{3}{8}$ in. Eye and Straight Buttonhole (large eye), for 250638 .....
250671	—	Pattern Wheel, for $\frac{5}{8}$ in. Eye Buttonhole (large and medium eye), for 250672 .....
250673	—	Pattern Wheel, for $\frac{3}{4}$ in. Eye Buttonhole (large and medium eye), for 250674 .....
250675	—	Pattern Wheel, for $\frac{7}{8}$ in. Eye Buttonhole (large and medium eye), for 250676 .....
250677	40	Pattern Wheel, for 1 in. Eye Buttonhole (large and medium eye), for 250678 .....
250679	—	Pattern Wheel, for $1\frac{1}{8}$ in. Eye Buttonhole (large and medium eye), for 250680 .....
250681	—	Pattern Wheel, for $1\frac{3}{8}$ in. Eye (large eye) and $\frac{5}{8}$ in. Taper Bar (medium eye) Buttonhole, for 250682 .....
250683	—	Pattern Wheel, for $1\frac{5}{8}$ in. Eye (large eye) and $\frac{3}{4}$ in. Taper Bar (medium eye) Buttonhole, for 250684 .....
250685	—	Pattern Wheel, for $1\frac{1}{16}$ in. Eye (large eye) and $\frac{7}{8}$ in. Taper Bar (medium eye) Buttonhole, for 250686 .....
250732	40	Pattern Wheel Cam Block .....
250378	—	“ “ Ring with 211E, 250443 and 250444, for 250624 and 250672 ..
250644	—	Pattern Wheel Ring with 211E, 250443 and 250444, for 250626 and 250674 ..
250641	—	Pattern Wheel Ring with 211E, 250443 and 250444, for 250638 and 250676 ..
250386	40	Pattern Wheel Ring with 211E, 250443 and 250444, for 250630, 250634 and 250678 .....



No.	Illus.	Name
250647	40	Pattern Wheel Ring with 211E, 250443 and 250444, for 250632 and 250680 ..
250382	40	Pattern Wheel Ring with 211E, 250443 and 250444, for 250628 and 250682 ..
250642	—	Pattern Wheel Ring with 211E, 250443 and 250444, for 250684 .....
250649	—	Pattern Wheel Ring with 211E, 250443 and 250444, for 250686 .....

## FOR MACHINE No. 99w77

For Making EYELET END Buttonholes with  
LARGE EYE

250727	—	Pattern Wheel, $\frac{5}{8}$ in., complete, Nos. 250726, 250731, two each 203E, 250372 and three 391D .....
250743	—	Pattern Wheel, $\frac{5}{8}$ in., complete, Nos. 250731, 250742, two each 203E, 250372 and three 391D .....
250723	—	Pattern Wheel, $\frac{3}{4}$ in., complete, Nos. 250722, 250729, two each 203E, 250372 and three 391D .....
250745	—	Pattern Wheel, $\frac{3}{4}$ in., complete, Nos. 250729, 250744, two each 203E, 250372 and three 391D .....
250721	—	Pattern Wheel, $1\frac{1}{8}$ in., complete, Nos. 250386, 250720, 250732, two each 175E, 203E, 250372 and three 391D .....
250749	—	Pattern Wheel, $1\frac{1}{8}$ in., complete, Nos. 250386, 250748, two each 203E, 250372 and three 391D .....
250725	—	Pattern Wheel, $\frac{3}{4}$ in., complete, Nos. 250724, 250730, two each 203E, 250372 and three 391D .....
250747	—	Pattern Wheel, $\frac{3}{4}$ in., complete, Nos. 250730, 250746, two each 203E, 250372 and three 391D .....

For Making EYELET END Buttonholes with  
MEDIUM EYE

250743	—	Pattern Wheel, $\frac{5}{8}$ in., complete, Nos. 250731, 250742, two each 203E, 250372 and three 391D .....
--------	---	---



No.	Illus.	Name
250745	—	Pattern Wheel, $\frac{3}{4}$ in., complete, Nos. 250729, 250744, two each 203E, 250372 and three 391D .....
250747	—	Pattern Wheel, $\frac{3}{8}$ in., complete, Nos. 250730, 250746, two each 203E, 250372 and three 391D .....

#### For Making STRAIGHT Buttonholes

250727	—	Pattern Wheel, $\frac{5}{8}$ in., complete, Nos. 250726, 250731, two each 203E, 250372 and three 391D .....
250723	—	Pattern Wheel, $\frac{3}{4}$ in., complete, Nos. 250722, 250729, two each 203E, 250372 and three 391D .....
250725	—	Pattern Wheel, $\frac{3}{8}$ in., complete, Nos. 250724, 250730, two each 203E, 250372 and three 391D .....

#### For Making EYELET END Buttonholes with LARGE EYE and TAPER BAR ( $\frac{3}{16}$ in. bar)

250721	—	Pattern Wheel, $\frac{5}{8}$ in., complete, Nos. 250386, 250720, 250732, two each 175E, 203E, 250372 and three 391D .....
--------	---	---

#### For Making EYELET END Buttonholes with MEDIUM EYE and TAPER BAR ( $\frac{3}{16}$ in. bar)

250749	—	Pattern Wheel, $\frac{5}{8}$ in., complete, Nos. 250386, 250748, two each 203E, 250372 and three 391D .....
250720	—	Pattern Wheel, for $1\frac{1}{8}$ in. Eye and $\frac{5}{8}$ in. Taper Bar Buttonhole (large eye), for 250721 .....
250722	—	Pattern Wheel, for $\frac{3}{4}$ in. Eye and Straight Buttonhole (large eye), for 250723 .....
250724	—	Pattern Wheel, for $\frac{3}{8}$ in. Eye and Straight Buttonhole (large eye), for 250725 .....
250726	—	Pattern Wheel, for $\frac{5}{8}$ in. Eye and Straight Buttonhole (large eye), for 250727 .....
250742	—	Pattern Wheel, for $\frac{5}{8}$ in. Eye Buttonhole (large and medium eye), for 250743 .....

No.	Illus.	Name
250744	—	Pattern Wheel, for $\frac{3}{4}$ in. Eye Buttonhole (large and medium eye), for 250745 .....
250746	—	Pattern Wheel, for $\frac{5}{8}$ in. Eye Buttonhole (large and medium eye), for 250747 .....
250748	40	Pattern Wheel, for $1\frac{1}{8}$ in. Eye (large eye) and $\frac{5}{8}$ in. Taper Bar (medium eye) Buttonhole, for 250749 .....
250731	40	Pattern Wheel Ring with 211E, 250443 and 250444, for 250727 and 250743 ..
250729	—	Pattern Wheel Ring with 211E, 250443 and 250444, for 250723 and 250745 ..
250730	—	Pattern Wheel Ring with 211E, 250443 and 250444, for 250725 and 250747 ..
250386	40	Pattern Wheel Ring with 211E, 250443 and 250444, for 250721 and 250749 ..

## FOR MACHINE No. 99w78

For Making EYELET END Buttonholes with  
EXTRA LARGE EYE and TAPER BAR  
( $\frac{1}{4}$  in. bar)

252519	—	Pattern Wheel, $\frac{5}{8}$ in., complete, Nos. 250641, 252518, two each 203E, 250372 and three 391D .....
252521	—	Pattern Wheel, $\frac{3}{4}$ in., complete, Nos. 250386, 250520, two each 203E, 250372 and three 391D .....
252523	—	Pattern Wheel, $\frac{7}{8}$ in., complete, Nos. 250647, 252522, two each 203E, 250372 and three 391D .....

For Making EYELET END Buttonholes with  
EXTRA LARGE EYE and TAPER BAR  
( $\frac{3}{8}$  in. bar)

252515	—	Pattern Wheel, $\frac{5}{8}$ in., complete, Nos. 250386, 252514, two each 203E, 250372 and three 391D .....
252517	—	Pattern Wheel, $\frac{3}{4}$ in. complete, Nos. 250647, 252516, two each 203E, 250372 and three 391D .....
252514	—	Pattern Wheel, for $\frac{5}{8}$ in. Taper Bar (extra large eye) Buttonhole, $\frac{3}{8}$ in. bar, for 252515 .....

MELANSKY &amp; GOLDBERG

No.	Illus.	Name
252516	40	Pattern Wheel, for $\frac{3}{4}$ in. Taper Bar (extra large eye) Buttonhole, $\frac{3}{4}$ in. bar, for 252517 .....
252518	—	Pattern Wheel, for $\frac{5}{8}$ in. Taper Bar (extra large eye) Buttonhole, $\frac{1}{4}$ in. bar, for 252519 .....
252520	—	Pattern Wheel, for $\frac{3}{4}$ in. Taper Bar (extra large eye) Buttonhole, $\frac{1}{4}$ in. bar, for 252521 .....
252522	—	Pattern Wheel, for $\frac{3}{4}$ in. Taper Bar (extra large eye) Buttonhole, $\frac{1}{4}$ in. bar, for 252523 .....
250641	—	Pattern Wheel Ring with 211E, 250443 and 250444, for 252519 .....
250386	40	Pattern Wheel Ring with 211E, 250443 and 250444, for 252515 and 252521 ..
250647	40	Pattern Wheel Ring with 211E, 250443 and 250444, for 252517 and 252523..

## PATTERN WHEEL CABINET

250403	—	Pattern Wheel Cabinet .....
--------	---	-----------------------------

## THROAT PLATES

250226	—	Throat Plate, for pyramid purl .....
250448	31	“ “ “ flat purl .....
250737	31	“ “ with 200589D and 250738
250738	31	“ “ Needle Thread Cutter ..



## SHAFT PULLEYS

### FOR OLD STYLE POWER TABLE

No.	Illus.	Name
27271	—	Shaft Pulley (sectional, grooved), 4 in. diam., $1\frac{3}{8}$ in. bore, with two 597c
232920	—	Shaft Pulley (sectional, grooved), $4\frac{1}{2}$ in. diam., $1\frac{3}{8}$ in. bore, with two 597c
27065	—	Shaft Pulley (sectional, grooved), 5 in. diam., $1\frac{3}{8}$ in. bore, with two 597c
232879	—	Shaft Pulley (sectional, grooved), $5\frac{1}{2}$ in. diam., $1\frac{3}{8}$ in. bore, with two 597c
27066	—	Shaft Pulley (sectional, grooved), 6 in. diam., $1\frac{3}{8}$ in. bore, with two 597c
232880	—	Shaft Pulley (sectional, grooved), $6\frac{1}{2}$ in. diam., $1\frac{3}{8}$ in. bore, with two 597c
27067	—	Shaft Pulley (sectional, grooved), 7 in. diam., $1\frac{3}{8}$ in. bore, with two 597c
232881	—	Shaft Pulley (sectional, grooved), $7\frac{1}{2}$ in. diam., $1\frac{3}{8}$ in. bore, with two 597c
27068	—	Shaft Pulley (sectional, grooved), 8 in. diam., $1\frac{3}{8}$ in. bore, with two 597c
232882	—	Shaft Pulley (sectional, grooved), $8\frac{1}{2}$ in. diam., $1\frac{3}{8}$ in. bore, with two 597c
27069	—	Shaft Pulley (sectional, grooved), 9 in. diam., $1\frac{3}{8}$ in. bore, with two 597c
232883	—	Shaft Pulley (sectional, grooved), $9\frac{1}{2}$ in. diam., $1\frac{3}{8}$ in. bore, with two 597c
27070	—	Shaft Pulley (sectional, grooved), 10 in. diam., $1\frac{3}{8}$ in. bore, with two 597c
597c	73	Shaft Pulley Clamping Screw .....

## COUNTER SHAFT DRIVING PULLEYS

### FOR SINGER SAFETY POWER TABLE

41219	—	Driving Pulley (sectional, grooved), 3 in. diam., $\frac{15}{16}$ in. bore (for Table Shaft), with two 50399E .....
41220	79	Driving Pulley (sectional, grooved), $3\frac{1}{4}$ in. diam., $\frac{15}{16}$ in. bore (for Table Shaft), with two 50399E .....

No.	Illus.	Name
41221	—	Driving Pulley (sectional, grooved), 3½ in. diam., 1⅝ in. bore (for Table Shaft), with two 50399E .....
41222	—	Driving Pulley (sectional, grooved), 3¾ in. diam., 1⅝ in. bore (for Table Shaft), with two 50399E .....
41223	—	Driving Pulley (sectional, grooved), 4 in. diam., 1⅝ in. bore (for Table Shaft), with two 50399E .....
41224	—	Driving Pulley (sectional, grooved), 4¼ in. diam., 1⅝ in. bore (for Table Shaft) with two 50399E .....

## SINGER KNIFE TRUEING FIXTURE

232870	64	Base with 448c .....
232871	—	" 232870 with 59D, 232872 and 232876
232872	64	Knife Clamping Lever .....
59D	64	" " " Hinge Screw ..
232873	64	Oil Stone .....
232874	64	" " Bracket with three 448c ...
232875	—	" " " 232874 with 232873 and 232877 .....
232876	64	Oil Stone Bracket Shaft .....
448C	64	" " " " Set Screw ...
448C	64	" " Set Screw .....
232877	64	" " " " Friction Gib .....
232878	—	Singer Knife Trueing Fixture com- plete, Nos. 232871 and 232875 .....

## THREAD LUBRICATING CUP

250518	—	Thread Lubricating Cup with 171E, 250519 and 250520 .....
250519	—	Thread Lubricating Cup Oil Pad ....
171E	—	" " " Pinch Screw
250520	—	" " " Thread Guide

## OBSOLETE PARTS

No.	Illus.	Name
250034	65	Buttonhole Cutting Lever (upper) Cam with 453c .....
250469	66	Buttonhole Cutting Lever 250031 with 250470 .....
250035	70	Buttonhole Cutting Lever Bracket with 200089D .....
250470	70	Buttonhole Cutting Lever Spring Stud
250041	65	" " Shaft Pulley (loose) with eight 232817 .....
201420F	69	Buttonhole Cutting Shaft Pulley Screw
250093	65	Looper Driving Crank Bushing .....
250104	70	Lower Cord Guide .....
232194	69	Needle Thread Nipping Block .....
200397H	69	" " " " Set Screw
250120	69	" " " " Cam with 460C..
12509	69	" " " " Position Pin
460C	69	" " " " Set Screw .
250122	67	" " " " Lever with 200075C, 200139E, 201103C, 201534E, 201535E, 201869 and 250123 .....
200075C	69	Needle Thread Nipping Lever Adjusting Screw .....
201535E	69	Needle Thread Nipping Lever Adjusting Screw Nut .....
1248C	69	Needle Thread Nipping Lever Hinge Screw .....
201869	69	Needle Thread Nipping Lever Roller
200139E	69	" " " " " " Cap Screw .....
201103C	69	Needle Thread Nipping Lever Roller Stud .....
201534E	69	Needle Thread Nipping Lever Roller Stud Nut .....
250123	67	Needle Thread Nipping Lever Roller Stud Washer .....
232196	69	Needle Thread Nipping Post .....
200688E	68	" " " " " " Guide Screw .....
232197	69	Needle Thread Nipping Post Spring..
250741	70	" " Retainer complete, Nos. 1620E, 12400, 12402, 39713 and 250740
250740	65	Needle Thread Retainer Holder with 462c .....



No.	Illus.	Name
1620E	69	Needle Thread Retainer Holder Nut..
12400	70	" " " Sleeve .....
39713	70	" " " Spring .....
12402	70	" " " Stud .....
462C	69	" " " " Set Screw
250126	69	" " Take-up with 735c .....
12509	69	" " " Position Pin ....
735C	69	" " " Set Screw .....
250127	69	" " " Shaft .....
250128	67	" " " " Bracket ...
250399	69	" " " " " Posi- tion Pin .....
232673	70	Needle Thread Take-up Shaft Gear with two 448c .....
40025	69	Needle Thread Take-up Shaft Gear Position Pin .....
448C	69	Needle Thread Take-up Shaft Gear Set Screw .....
250129	67	Needle Thread Take-up Spring .....
201440E	69	" " " " " Screw Stud .....
250130	67	Needle Thread Take-up Spring Stop Plate .....
233D	69	Needle Thread Take-up Spring Stop Plate Screw .....
250131	67	Needle Thread Take-up Thread Guide
250132	67	" " " " " " Hinge Pin .....
250133	67	Needle Thread Take-up Thread Guide Spring Latch .....
233D	69	Needle Thread Take-up Thread Guide Spring Latch Screw .....
250134	67	Needle Thread Take-up Thread Strip- per .....
233D	69	Needle Thread Take-up Thread Strip- per Screw .....
250135	67	Needle Thread Tension Releaser Arm
250136	67	" " " " " " Plate .....
220E	69	Needle Thread Tension Releaser Arm Plate Screw .....
250139	67	Needle Thread Tension Thread Guide
250739	65	" " " " " "
1620E	69	" " " " " " Lock Nut .....
40025	69	Rapid Feed Crank Shaft Gear Position Pin .....
250177	67	Rapid Feed Slide Bar Locking Plunger
250193	69	" " Stop Pawl Spring .....

No.	Illus.	Name
250430	69	Rapid Feed Tripping Pawl .....
68D	67	" " " " Hinge Screw
250431	69	" " " " Lever with
		250437 .....
129D	67	Rapid Feed Tripping Pawl Lever
		Bracket Screw .....
250433	70	Rapid Feed Tripping Pawl Spring ....
250228	68	Work Clamp Arm (left) .....
250229	68	" " " (right) .....
250256	68	" " Check (left) .....
250257	68	" " " (right) .....
250259	68	" " Closing Lever with 201532H,
		201948 and 228026 .....
250494	66	Work Clamp Closing Lever with
		201532H, 201948 and 228026 .....
250262	68	Work Clamp Closing Lever Engaging
		Stud .....
250455	68	Work Clamp Closing Lever Engaging
		Stud .....
200688E	68	Work Clamp Closing Lever Engaging
		Stud Position Screw .....
350100E	70	Work Clamp Closing Lever Engaging
		Stud Position Screw .....
201869	69	Work Clamp Closing Lever Roller
201941	69	" " " " "
		201869 with 200825c .....
250514	68	Work Clamp Spreader Reinforcing
		Plate .....
250515	68	Work Clamp Spreader Reinforcing
		Plate Position Pin .....
250516	68	Work Clamp Spreader Reinforcing
		Stud .....
250287	69	Work Clamp Spreader Releaser .....
203C	69	" " " " Screw..

# DRIVING EQUIPMENT

## For Old Style Power Table

232934	—	Belt, size $\frac{5}{8}$ in. diam., length 17½ ft.,
		with 25029 .....
25029	73	Belt Hook .....

# BELT SHIFTER

232939	71	Belt Shifter .....
232940	71	" " Base .....
232941	—	" " " 232940 with 783E, 9281,
		232939, 232943, 232946, 232947, 232949
		to 232952, two each 32c, 141c, 1528c,
		232948 and wood screws 1½ in., No. 12

No.	Illus.	Name
232942	71	Belt Shifter Bell Crank .....
58F	73	" " " " Hinge Screw..
232943	71	" " Bracket with two 362F ...
362F	73	" " " Set Screw .....
232944	71	" " Hand Rod with 202302 ...
232945	71	" " " " Bracket with two wood screws 1 in., No. 10 ....
202302	73	Belt Shifter Hand Rod Cotter Pin ...
232946	71	" " Lever (horizontal) with 436c and 795c .....
436c	73	Belt Shifter Lever (horizontal) Set Screw .....
795c	73	Belt Shifter Lever (horizontal) Set Screw .....
232947	71	Belt Shifter Lever (horizontal) Shaft
141c	73	" " " " Stop Screw
1528c	73	" " " " " " " " Nut .....
232948	71	Belt Shifter Lever (vertical) with 436c and 795c .....
32c	73	Belt Shifter Lever (vertical) Hinge Screw .....
436c	73	Belt Shifter Lever (vertical) Set Screw .....
795c	73	Belt Shifter Lever (vertical) Set Screw .....
232949	71	Belt Shifter Lever (vertical) Shaft ..
204698	71	" " Pitman (lower) with 202302
202302	73	" " " " Cotter Pin ..
227933	71	" " " (upper) .....
204126	73	" " " Clamp with two 200530c
200530c	73	" " " Set Screw .....
232952	71	" " Rod (adjustable) .....
232950	71	" " " Adjusting Bracket with 362F .....
783E	73	Belt Shifter Rod Adjusting Bracket Screw .....
9281	73	Belt Shifter Rod Adjusting Bracket Screw Washer .....
232951	71	Belt Shifter Rod Adjusting Bracket Support .....
362F	73	Belt Shifter Rod Set Screw .....
362F	73	" " Set Screw .....
232933	—	Belt Shifter complete, Nos. 58F, 204698, 227933, 232941, 232942, 232944, 232945 and two 204126 .....



# SHAFT PULLEYS

No.	Illus.	Name
232967	—	Shaft Pulley (sectional, grooved), 6 in. diam., 1 $\frac{3}{16}$ in. bore, with two each 597c, 232886, four each 232922 and 232926 .....
232886	—	Shaft Pulley Belt Guard .....
232922	73	" " " " Stud .....
232926	73	" " " " " Bushing

# TABLE BELT GUIDES

23536	71	Belt Guide with two 168E .....
168E	73	" " Set Screw .....
14229	71	Bracket with 448c .....
23538	71	Pulley .....
39708	71	" Shaft with 858c .....
858c	73	" " Oil Hole Plug Screw ....
448c	69	" " Set Screw .....
39716	71	Table Belt Guide (single, left) complete, Nos. 14229, 23536, 23538, 39708 and four wood screws 1 $\frac{1}{4}$ in., No. 12, R.H.B. ....
39709	71	Table Belt Guide (single, right) complete, Nos. 14229, 23536, 23538, 39708 and four wood screws 1 $\frac{1}{4}$ in., No. 12, R.H.B. ....

# TRANSMITTER

938E	73	Transmitter Bolt .....
202622	73	" " Washer .....
232994	72	" Frame with two 202244 .....
232995	72	" Pulley (large) with two 436c .....
232996	72	" " (small) with two 436c .....
436c	73	" " Set Screw .....
232897	72	" Shaft .....
210559	73	" " Collar with two 200378c .....
200378c	73	" " " Set Screw .....
202244	—	" " Oil Packing (wick) ...
232898	—	Transmitter, for Buttonhole Cutter, complete, Nos. 210559, 232897, 232994 to 232996, three 938E and six 202622

# FOR SINGER SAFETY POWER TABLE

228501	74	Belt Shifter, for sewing belt .....
228502	74	" " " Transmitter belt ...
232943	74	" " Bracket with two 362F (2) .....
228503	74	" " " Rod .....
362F	73	" " " " Set Screw ....

No.	Illus.	Name
362F	73	Belt Shifter Bracket Set Screw .....
228504	74	" " Hand Rod .....
228505	74	" " " " Bracket with two 362F .....
362F	73	Belt Shifter Hand Rod Bracket Set Screw .....
228506	74	Belt Shifter Hand Rod Guide Plate ..
228507	—	Belt Shifter Hand Rod Guide Plate complete, Nos. 201107C, 228506, 228508 and two wood screws 1 in., No. 9 .....
362F	73	Belt Shifter Hand Rod Set Screw ...
228508	75	" " " " Spring .....
201107C	75	" " " " " Screw ..
228509	74	" " Lever with 362F .....
228510	74	" " " Connection with 362F
362F	73	" " " " Set Screw ..
9D	75	" " " Hinge Screw .....
228511	76	" " Rod .....
228512	76	" " " Bracket with two wood screws 1 in., No. 10 .....
362F	73	Belt Shifter Set Screw .....
228513	—	Cutting Driving Belt, size $\frac{5}{8}$ in. diam., length 55 $\frac{3}{4}$ in., with 25029 .....
228514	77	Cutting Driving Belt Guard .....
228551	75	" " " " Catch with two wood screws $\frac{3}{4}$ in., No. 6, R.H.B.
25029	73	Cutting Driving Belt Hook .....
228515	76	" " " Idler .....
228516	79	" " " Bracket with 362F and two 446C .....
228517	—	Cutting Driving Belt Idler Bracket 228516 with 228518, 228520, two each 228515, 228521 and wood screws 1 $\frac{1}{4}$ in., No. 12 .....
228518	79	Cutting Driving Belt Idler Oil Cup with two 446C .....
446C	75	Cutting Driving Belt Idler Oil Cup Set Screw .....
228519	—	Cutting Driving Belt Idler Oil Wick
228520	76	" " " " " " "
		Wire with 228519 .....
228521	76	Cutting Driving Belt Idler Shaft ....
446C	75	" " " " " Set Screw .....
228522	79	Cutting Driving Pulley with two 858C
228523	77	" " " Guard .....
228524	76	" " " " Hinge Stud
362F	73	" " " " " "
		Set Screw .....



No.	Illus.	Name
228553	75	Cutting Driving Pulley Guard Hook and Eye .....
200299H	75	Cutting Driving Pulley Guard Hook Hinge Screw .....
858c	75	Cutting Driving Pulley Set Screw ....
228525	76	" " " Shaft .....
228526	76	" " " " Gear with two 858c .....
858c	73	Cutting Driving Pulley Shaft Gear Set Screw .....
225243	—	Sewing Belt, size $\frac{5}{16}$ in. diam., length 58 $\frac{1}{2}$ in., with 25029 .....
25029	73	Sewing Belt Hook .....
23538	79	" " Idler .....
228530	76	" " " Belt Guide with two 1149c .....
1149c	75	Sewing Belt Idler Belt Guide Set Screw .....
228531	77	Sewing Belt Idler Bracket with two 1149c .....
228532	—	Sewing Belt Idler Bracket 228531 with 228530, 228533, 228535, 228536, two 23538 and three wood screws 1 $\frac{3}{4}$ in., No. 14 .....
228533	78	Sewing Belt Idler Oil Cup with 448c..
448c	69	" " " " " Set Screw..
228534	—	" " " " " Wick .....
228535	78	" " " " " Wire with 228534 .....
228536	78	Sewing Belt Idler Shaft .....
1149c	75	" " " " " Set Screw ...
228554	78	" " Retaining Finger .....
232943	74	" " " " " Bracket with two 362F .....
362F	73	Sewing Belt Retaining Finger Bracket Set Screw .....
362F	73	Sewing Belt Retaining Finger Set Screw .....
228538	79	Sewing Driving Pulley (sectional, grooved), 3 $\frac{1}{4}$ in. diam., $\frac{1}{8}$ in. bore (for Table Shaft), with two 50399E
50399E	75	Sewing Driving Pulley Screw .....
228540	—	Transmitter Belt, size $\frac{5}{16}$ in. diam., length 50 $\frac{3}{4}$ in., with 25029 .....
25029	73	Transmitter Belt Hook .....
228541	79	" Bracket .....
202244	—	" " Oil Wick .....
50399E	75	" " Screw .....
9281	73	" " " Washer .....



No.	Illus.	Name
41220	79	Transmitter Driving Pulley (sectional, grooved), $3\frac{1}{4}$ in. diam., $\frac{1}{8}$ in. bore (for Table Shaft), with two 50399E
50399E	75	Transmitter Driving Pulley Screw ..
228542	79	" Pulley (driving) with 228544.
228543	78	" " " Gear .....
228544	75	" " " " Stud .....
228545	79	" " (loose) .....
228546	78	" " Oil Cup with 453c .....
453C	75	" " " " Set Screw ....
228547	—	" " " Wick .....
228548	78	" " " " Wire with 228547 .....
228549	78	Transmitter Pulley Shaft (hollow) ..
1504E	75	" " " Nut .....
228556	75	" " " " Washer
228550	—	Transmitter complete, Nos. 1504E, 9281, 50399E, 202244, 228522, 228525, 228526, 228541 to 228543, 228545, 228546, 228548, 228549 and 228556 ..

## SHAFT PULLEYS

## FOR DRIVING MACHINE

## For Old Style Power Table

232919	—	Shaft Pulley (sectional, grooved), 4 in. diam., $1\frac{3}{8}$ in. bore, with two 597C
232963	—	Shaft Pulley (sectional, grooved), $4\frac{1}{2}$ in. diam., $1\frac{3}{8}$ in. bore, with two each 597C, 232901 and four 232925 .....
232901	—	Shaft Pulley Belt Guard, for 232963 ..
232964	—	" " (sectional, grooved), 5 in. diam., $1\frac{3}{8}$ in. bore, with two each 597C, 232884, four each 232922 and 232926 .....
232884	—	Shaft Pulley Belt Guard, for 232964 ..
232965	—	" " (sectional, grooved), $5\frac{1}{2}$ in. diam., $1\frac{3}{8}$ in. bore, with two each 597C, 232885, four each 232922 and 232926 .....
232885	—	Shaft Pulley Belt Guard, for 232965 ..
232967	—	" " (sectional, grooved), 6 in. diam., $1\frac{3}{8}$ in. bore, with two each 597C, 232886, four each 232922 and 232926 .....
232886	—	Shaft Pulley Belt Guard, for 232967 ..

No.	Illus.	Name
232969	—	Shaft Pulley (sectional, grooved), 6½ in. diam., 1⅜ in. bore, with two each 597c, 232887, four each 232922 and 232926 .....
232887	—	Shaft Pulley Belt Guard, for 232969 ..
232971	—	“ “ (sectional, grooved), 7 in. diam., 1⅜ in. bore, with two each 597c, 232888, four each 232922 and 232926 .....
232888	—	Shaft Pulley Belt Guard, for 232971 ..
232973	—	“ “ (sectional, grooved), 7½ in. diam., 1⅜ in. bore, with two each 597c, 232889, four each 232922 and 232926 .....
232889	—	Shaft Pulley Belt Guard, for 232973 ..
232975	—	“ “ (sectional, grooved), 8 in. diam., 1⅜ in. bore, with two each 597c, 232890, four each 232922 and 232926 .....
232890	—	Shaft Pulley Belt Guard, for 232975 ..
232976	—	“ “ (sectional, grooved), 8½ in. diam., 1⅜ in. bore, with two each 597c, 232891, four each 232922 and 232926 .....
232891	—	Shaft Pulley Belt Guard, for 232976 ..
232977	—	“ “ (sectional, grooved), 9 in. diam., 1⅜ in. bore, with two each 597c, 232892, four each 232922 and 232926 .....
232892	—	Shaft Pulley Belt Guard, for 232977 ..
232978	—	“ “ (sectional, grooved), 9½ in. diam., 1⅜ in. bore, with two each 597c, 232893, four each 232922 and 232926 .....
232893	—	Shaft Pulley Belt Guard, for 232978 ..
232979	—	“ “ (sectional, grooved), 10 in. diam., 1⅜ in. bore, with two each 597c, 232894, four each 232922 and 232926 .....
232894	—	Shaft Pulley Belt Guard, for 232979 ..
232922	73	“ “ “ “ Stud .....
232925	—	“ “ “ “ “ .....
232926	73	“ “ “ “ “ Bushing..

## SEWING DRIVING PULLEYS

### For Singer Safety Power Table

228537	—	Sewing Driving Pulley (sectional, grooved), 3 in. diam., 1⅝ in. bore (for Table Shaft), with two 50399E
--------	---	---

No.	Illus.	Name
228538	79	Sewing Driving Pulley (sectional, grooved), 3 $\frac{1}{4}$ in. diam., $\frac{15}{16}$ in. bore (for Table Shaft), with two 50399E
228539	—	Sewing Driving Pulley (sectional, grooved), 3 $\frac{1}{2}$ in. diam., $\frac{15}{16}$ in. bore (for Table Shaft), with two 50399E



**NUMERICAL LIST OF PARTS  
FOR  
MACHINES**

**Nos. 99w75 to 99w78**

# NUMERICAL LIST OF PARTS

No.	Illus.	Name
3C	50	Starting Bell Crank Hinge Screw ...
9D	1	Belt Guard Screw .....
9D	75	" Shifter Lever Hinge Screw (ob- solete) Driving Equipment, for Singer Safety Power Table .....
11C	43	Rapid Feed Pawl Bell Crank Hinge Screw .....
11C	54	Stop Lever Operating Lever Hinge Screw .....
32C	73	Belt Shifter Lever (vertical) Hinge Screw (obsolete), for 232941 .....
38D	47	Starting Rod Safety Lock Hinge Screw
45C	37	Needle Vibrating Bell Crank Hinge Screw .....
56C	46	Rapid Feed Stop Trip Lever Hinge Screw .....
56F	15	Work Clamp Carrier Feed Lever Link Hinge Screw (lever end) .....
57C	3	Buttonhole Cutting Disengaging Lever Hinge Screw .....
58F	73	Belt Shifter Bell Crank Hinge Screw (obsolete), for 232933 .....
58F	52	Stitch Rotating Lever Connection Hinge Screw .....
59D	64	Knife Trueing Fixture Knife Clamp- ing Lever Hinge Screw, for 232871
59D	36	Needle Thread Tension Releaser Lev- er Link Hinge Screw (upper) .....
64C	28	Looper Driving Crank Link Hinge Screw .....
64C	54	Stop Lever Link Hinge Screw .....
68D	67	Rapid Feed Tripping Pawl Hinge Screw (obsolete) .....
72D	49	Finger Starting Lever (intermediate) Hinge Screw .....
72D	46	Rapid Feed Tripping Pawl Lever Hinge Screw .....
110C	9	Work Clamp Base Locking Spring Ad- justing Screw .....
127D	27	Loop Retainer Slide Guide Extension Screw .....
129E	26	Intermittent Feed Driving Wheel Bracket Screw .....

No.	Illus.	Name
129D	67	Rapid Feed Tripping Pawl Lever Bracket Screw (obsolete) .....
132E	19	Work Clamp Spreader Operating Pawl Adjusting Screw .....
134D	1	Bed Extension Screw .....
141C	73	Belt Shifter Lever (horizontal) Stop Screw (obsolete), for 232941 .....
145E	39	Pattern Wheel Shaft Bushing (left) Screw .....
145E	43	Rapid Feed Slide Bar Bushing (left) Screw .....
145F	43	Rapid Feed Slide Bar Locking Plunger Bracket Screw .....
150D	48	Arm Shaft Screw .....
155C	58	Thread Unwinder Spool Pin Set Screw, for 60455 .....
157C	54	Stop Lever Operating Plate Screw ..
158E	55	Bed Cushion Screw, for 250018 and 250019 .....
158E	49	Finger Starting Lever (intermediate) Bracket Screw .....
159E	34	Needle Thread Tension Bracket Screw
161D	7	Buttonhole Cutting Trip Lever Brack- et Screw .....
168D	39	Pattern Wheel Shaft Bevel Gear Set Screw, for 250150 .....
168E	73	Table Belt Guide Set Screw (obsolete), for 23536 .....
171D	31	Looper Thread Tension Stud Set Screw
171E	34	Needle Thread Controller Stud Set Screw .....
171E	—	Thread Lubricating Cup Pinch Screw, for 250518 .....
171E	9	Work Clamp Arm Support Block Screw
172D	52	Stitch Rotating Lever Connection Screw (lower), for 232764 .....
172D	—	Work Clamp Closing Lever Cam Groove Protector Screw, for 250535
175E	39	Pattern Wheel Cam Block Screw, for 250326, 250344, 250346, 250348, 250350, 250352, 250354, 250628, 250630 and 250632 .....
176D	29	Looper Driving Gear Screw .....
176D	29	" Screw .....
176D	19	Work Clamp Spreader Operating Pawl Adjusting Block Screw, for 250458 and 252513 .....
179E	44	Rapid Feed Starting Lever Latch Stop Screw, for 250181 .....
181D	43	Rapid Feed Pawl Guide Screw .....



No.	Illus.	Name
183E	30	Looper Thread Controlling Lever Bracket Screw .....
183C	14	Work Clamp Closing Lever Disengaging Block Screw .....
185H	27	Loop Retainer Screw .....
185H	21	Lower Cord Leader Screw .....
187D	37	Needle Vibrating Bell Crank Connection End Bearing (back) Cap Screw, for 38446 .....
187D	37	Needle Vibrating Bell Crank Connection End Bearing (front) Cap Screw, for 250143 .....
190D	27	Loop Retainer Slide Gib Screw .....
190D	27	Looper Thread Tube Bracket Screw..
190D	27	Throat Plate Screw .....
191C	15	Work Clamp Carrier Side Throw Lever Lock Pin Spring Screw .....
193D	52	Stitch Rotating Lever Connection Screw (upper), for 250400 .....
194C	46	Rapid Feed Stop Latch Screw Stud ..
199C	28	Looper Driving Crank Link Cap Screw
199C	44	Rapid Feed Starting Latch Cap Screw
200E	6	Buttonhole Cutting Starting Lever Latch Stop Screw .....
200E	36	Needle Thread Tension Releaser Arm Set Screw, for 252085 .....
203E	39	Pattern Wheel Rapid Feed Trip Point Screw .....
203E	50	Starting Latch Spring Screw .....
203E	50	" Rod Block Set Screw, for 250203
203C	69	Work Clamp Spreader Releaser Screw (obsolete) .....
207F	34	Needle Thread Tension Releaser Latch Stop Screw .....
207F	18	Work Clamp Opening Stop Screw ...
207F	19	" " Spreader Adjusting Screw Bracket Screw .....
208E	7	Buttonhole Cutting Starting Lever Safety Plate Screw .....
208E	33	Needle Holder Screw .....
208E	33	" " Slide Lever Stud Screw
208E	41	Rapid Feed Clutch Roller Retainer Screw .....
209F	15	Feed Wheel Ring Gib Screw .....
209F	9	Work Clamp Arm Cam Set Screw, for 250232 .....
209F	9	Work Clamp Closing Lever (hand) Set Screw, for 250266 .....
209F	9	Work Clamp Connection Lever Set Screw, for Machine No. 99w77 ....

No.	Illus.	Name
211E	34	Needle Thread Controller Spring Stop Set Screw .....
211E	39	Pattern Wheel Ring Adjusting Segment Screw .....
212D	15	Work Clamp Carrier Feed Lever Roller Stud Cap Screw .....
212D	20	Work Clamp Spreader Operating Fork Lever Cap Screw .....
213D	50	Starting Rod Lock Spring Screw ...
217D	54	Stop Lever Link Connection Locking Pin Spring Screw .....
217F	9	Work Clamp Base Locking Spring Screw .....
219E	4	Buttonhole Cutting Lever Bracket Gib Adjusting Plate Screw .....
219E	46	Rapid Feed Tripping Pawl Spring Screw .....
220E	69	Needle Thread Tension Releaser Arm Plate Screw (obsolete) .....
223D	22	Cord Leader (upper) Screw, for 252524
229D	23	Work Clamp Check Extension Screw, for 250668 and 250670 .....
231C	16	Work Clamp Carrier Slide Stay Plate Screw .....
231C	16	Work Clamp Carrier Side Throw Lever Slide Block Guide Screw .....
233D	28	Looper Driving Connection Plate Screw, for 250088 .....
233D	69	Needle Thread Take-up Spring Stop Plate Screw (obsolete) .....
233D	69	Needle Thread Take-up Thread Guide Spring Latch Screw (obsolete) ....
233D	69	Needle Thread Take-up Thread Stripper Screw (obsolete) .....
236D	30	Looper Thread Controlling Cam Screw
237F	7	Buttonhole Cutting Trip Lever Safety Lever Set Screw, for 250047 .....
237F	50	Starting Rod Collar Set Screw, for 40043 .....
237F	19	Work Clamp Spreader Operating Fork Lever Stop Plate Screw .....
237F	19	Work Clamp Spreader Stop Plate Screw .....
362F	73	Belt Shifter Bracket Rod Set Screw (obsolete), for 228509 .....
362F	73	Belt Shifter Bracket Set Screw (obsolete), for 232943 .....
362F	73	Belt Shifter Hand Rod Bracket Set Screw (obsolete), for 228505 .....



No.	Illus.	Name
362F	73	Belt Shifter Hand Rod Set Screw (obsolete), for 228505 .....
362F	73	Belt Shifter Lever Connection Set Screw (obsolete), for 228510 .....
362F	73	Belt Shifter Rod Set Screw (obsolete), for 232943 .....
362F	73	Belt Shifter Set Screw (obsolete), for 232950 .....
362F	73	Cutting Driving Pulley Guard Hinge Stud Set Screw (obsolete), for 228516
362F	73	Sewing Belt Retaining Finger Bracket Set Screw (obsolete), for 232943 ..
362F	73	Sewing Belt Retaining Finger Set Screw (obsolete), for 232943 .....
391D	39	Pattern Wheel Ring Screw .....
401D	28	Looper Bracket Frame Chip Guard Screw .....
418D	21	Lower Cord Tension Stud .....
428C	34	Needle Thread Tension Releaser Connection Stop Screw .....
436C	73	Belt Shifter Lever (horizontal) Set Screw (obsolete), for 232946 .....
436C	73	Belt Shifter Lever (vertical) Set Screw (obsolete), for 232948 .....
436C	41	Rapid Feed Crank Shaft Bushing Set Screw .....
436C	73	Transmitter Pulley Set Screw (obsolete), for 232995 and 232996 .....
442E	27	Loop Retainer Cam Set Screw, for 250069 .....
446C	3	Buttonhole Cutting Driving Wheel Set Screw, for 250290 .....
446C	75	Cutting Driving Belt Idler Oil Cup Set Screw (obsolete), for 228518 .....
446C	75	Cutting Driving Belt Idler Shaft Set Screw (obsolete), for 228516 .....
448C	64	Knife Trueing Fixture Oil Stone Bracket Shaft Set Screw, for 232870
448C	64	Knife Trueing Fixture Oil Stone Set Screw, for 232874 .....
448C	69	Needle Thread Take-up Shaft Gear Set Screw (obsolete), for 232673 ..
448C	69	Sewing Belt Idler Oil Cup Set Screw (obsolete), for 228533 .....
448C	52	Stitch Rotating Lever (upper) Set Screw, for 232591 .....
448C	69	Table Belt Guide Pulley Shaft Set Screw (obsolete), for 14229 .....
448C	58	Thread Unwinder Spool Pin Arm Bracket Set Screw, for 232896 ....



No.	Illus.	Name
448c	58	Thread Unwinder Spool Pin Arm Set Screw, for 232896 .....
448c	58	Thread Unwinder Thread Guard Bracket Set Screw, for 232991 ....
448c	58	Thread Unwinder Thread Guard Set Screw, for 232991 .....
453c	48	Arm Shaft Bevel Gear Set Screw, for 232489 .....
453c	48	Bed Shaft Bevel Gear Set Screw, for 232495 .....
453c	4	Buttonhole Cutting Lever (lower) Cam Set Screw, for 250032 .....
453c	4	Buttonhole Cutting Lever (upper) Cam Set Screw, for 250034 and 251271 ..
453c	60	Driving Pulley Driving Pinion Set Screw, for 18897 .....
453c	60	Driving Pulley Shaft Gear Set Screw, for 18898 .....
453c	39	Pattern Wheel Shaft Collar Set Screw, for 232600 .....
453c	41	Rapid Feed Crank Shaft Collar Set Screw, for 232600 .....
453c	41	Rapid Feed Worm Set Screw, for 250195 .....
453c	41	Rapid Feed Worm Wheel Collar Set Screw, for 250198 .....
453c	52	Stitch Rotating Sector (upper) Position Collar Set Screw, for 23414 ..
453c	54	Stop Lever Crank Set Screw, for 250218 .....
453c	75	Transmitter Pulley Oil Cup Set Screw (obsolete), for 228546 .....
453c	48	Vertical Shaft Bevel Gear Set Screw, for 232495 and 250227 .....
456c	58	Thread Unwinder Thread Guard Rod Coupling Set Screw, for 250454 ...
457c	1	Bed End Cover Support Set Screw ..
457c	26	Feed Driving Gear (intermediate) Set Screw, for 250054 and 250704 .....
457E	44	Rapid Feed Starting Lever Set Screw, for 250181 and 250182 .....
457E	44	Rapid Feed Starting Trip Lever Set Screw, for 250189 .....
458c	43	Rapid Feed Crank Shaft Gear Set Screw, for 250162 and 250452 .....
458c	52	Stitch Rotating Lever (lower) Set Screw, for 250215 .....
460c	7	Buttonhole Cutting Trip Lever Set Screw, for 250045 .....

No.	Illus.	Name
460E	52	Needle Rotating Gear Set Screw, for 250117 .....
460C	69	Needle Thread Nipping Cam Set Screw (obsolete), for 250120 .....
462C	69	Needle Thread Retainer Stud Set Screw (obsolete), for 250740 .....
462C	37	Needle Vibrating Ring Set Screw, for 232420 .....
462C	37	Needle Vibrating Rod Guide Set Screw, for 250146 .....
462C	18	Work Clamp Opening Cam Set Screw, for 250271 .....
465C	26	Intermittent Feed Driving Wheel Set Screw .....
465C	26	Intermittent Feed Driving Wheel Shaft Gear Set Screw, for 232539, 250063 and 250705 .....
487E	22	Cord Spool Pin, for 250503 and 252506
575C	1	Vertical Shaft Bushing (upper) Set Screw .....
597C	73	Shaft Pulley Clamping Screw .....
602E	10	Work Clamp Check Screw, for 250665, 250666, 251356 and 251357 .....
620E	14	Work Clamp Closing Lever Engaging Stud Roller Cap Set Screw, for 252197 .....
624E	41	Rapid Feed Clutch Roller Carrier Set Screw, for 250157 .....
641D	1	Face Plate Screw .....
641D	43	Rapid Feed Gear Guard Screw .....
646F	49	Finger Starting Lever (intermediate) Operating Stud, for 40047 .....
647E	39	Pattern Wheel Shaft Bushing (right) Screw .....
647E	43	Rapid Feed Slide Bar Bushing (right) Screw .....
648D	50	Starting Latch Hinge Screw .....
659D	18	Work Clamp Opening Bell Crank Hinge Screw .....
662D	6	Buttonhole Cutting Pressure Wedge Adjusting Screw Lock Spring Screw, for 232057 .....
665D	11	Work Clamp Check Spring Screw, for Machine No. 99w77 .....
690D	26	Feed Adjusting Gear Bracket Clamping Post Screw .....
690D	52	Stitch Rotating Sector (lower) Bracket Screw .....
704D	11	Work Clamp Arm Angle Support Screw .....



No.	Illus.	Name
735E	27	Loop Retainer Carrier Shaft Set Screw, for 250081 .....
735E	27	Looper Driving Crank Gear Set Screw, for 250094 .....
735C	69	Needle Thread Take-up Set Screw (obsolete), for 250126 .....
735E	—	Work Clamp Connection Lever Set Screw, for Machines Nos. 99w75, 99w76 and 99w78 .....
741C	37	Needle Vibrating Adjusting Link Hinge Screw .....
741C	44	Rapid Feed Starting Lever Latch Hinge Screw .....
741C	19	Work Clamp Spreader Operating Pawl Hinge Screw .....
745C	15	Work Clamp Carrier Feed Lever Hinge Screw .....
759F	22	Cord Spool Pin Collar Thumb Screw, for 8039 .....
759F	58	Thread Unwinder Spool Pin Thumb Set Screw, for 232895 .....
783E	73	Belt Shifter Rod Adjusting Bracket Screw (obsolete), for 232941 .....
792D	9	Work Clamp Arm Support Screw (right) .....
792E	20	Work Clamp Spreading Reinforcing Plate (left) Screw .....
795C	73	Belt Shifter Lever (horizontal) Set Screw (obsolete), for 232946 .....
795C	73	Belt Shifter Lever (vertical) Set Screw (obsolete), for 232948 .....
807D	54	Stop Lever Link Connection Screw ..
807D	18	Work Clamp Opening Rod Connection Hinge Screw .....
808E	18	Work Clamp Opening Rod Guide Pinch Screw, for 250274 .....
853C	33	Needle Set Screw, for 250110 .....
858C	73	Cutting Driving Pulley Set Screw (obsolete), for 228522 .....
858C	73	Cutting Driving Pulley Shaft Gear Set Screw (obsolete), for 228526 .....
858C	73	Table Belt Guide Pulley Shaft Oil Hole Plug Screw (obsolete), for 39708 ..
889C	43	Rapid Feed Slide Bar Fork Connection Set Screw, for 250176 .....
906E	52	Looper Bracket Rotating Gear Set Screw, for 232555 .....
934H	9	Work Clamp Base Clamping Plate Screw .....



No.	Illus.	Name
934H	9	Work Clamp Base (left) Guard Screw
934H	9	" " " (right) Guard Screw
938E	73	Transmitter Bolt (obsolete), for 232898
946E	50	Starting Rod Lock Hinge Screw ....
✓ 974F	34	Needle Thread Tension Releaser Con- nection Hinge Screw .....
990D	3	Buttonhole Cutting Carrier Lever Rol- ler Cap Screw, for 250021 .....
991C	14	Work Clamp Closing Lever Adjusting Screw, for 250421 .....
991C	19	Work Clamp Spreader Adjusting Screw
996E	34	Needle Thread Retainer Spring Screw Stud .....
1043C	31	Looper Thread Tension Stud .....
1094E	3	Buttonhole Cutting Driving Wheel Lock Stop Plate Screw, for 250290..
1100E	4	Buttonhole Cutting Knife Adjusting Block Screw .....
1120C	28	Looper Driving Connection Set Screw, for 250088 .....
1120C	28	Looper Thread Controlling Lever Spring Screw .....
1149C	75	Sewing Belt Idler Belt Guide Set Screw (obsolete), for 228530 .....
1149C	75	Sewing Belt Idler Shaft Set Screw (ob- solete), for 228531 .....
1149C	58	Thread Unwinder Spool Rest Set Screw, for 60455 .....
1178D	54	Stop Lever Interlocking Slide Screw..
1178E	14	Work Clamp Closing Lever Adjusting Arm Screw .....
1230C	41	Rapid Feed Clutch Driving Disc Screw
1241E	44	" " Starting Lever Spring Screw Eye .....
1241E	44	Rapid Feed Stop Latch Spring Screw Eye .....
1241E	44	Rapid Feed Stop Pawl Spring Screw Eye .....
1241E	14	Work Clamp Closing Lever Engaging Stud Latch Spring Screw Eye .....
1241E	14	Work Clamp Closing Lever Spring Screw Eye .....
1241E	18	Work Clamp Opening Bell Crank Spring Screw Eye .....
1248C	69	Needle Thread Nipping Lever Hinge Screw (obsolete) .....
1258C	48	Bed Shaft Collar Set Screw, for 250017
1278C	36	Needle Thread Tension Releaser Lev- er Hinge Screw .....
1281E	3	Buttonhole Cutting Block Stop Screw

No.	Illus.	Name
1330C	44	Rapid Feed Starting Lever Operating Screw Stud .....
1347C	37	Needle Vibrating Adjusting Stud ....
1388C	36	" Thread Tension Stud .....
1423F	30	Looper Thread Leader Screw .....
1443F	10	Work Clamp Base Spring Screw ....
1443F	63	" Position Gauge Screw .....
1449H	15	Feed Wheel Driving Pawl Spring Screw .....
1454E	4	Buttonhole Cutting Knife Base Plate Screw .....
1491F	36	Needle Thread Tension Releaser Lev- er Link Hinge Screw (lower) .....
1498C	58	Thread Unwinder Thread Cone Sup- port Set Screw, for 232992 .....
1504E	75	Transmitter Pulley Shaft Nut (obso- lete), for 228550 .....
1510E	43	Rapid Feed Intermediate Gear Screw Stud Nut .....
1517E	43	Rapid Feed Slide Bar Locking Plunger Spring Adjusting Screw Nut .....
1518E	26	Feed Adjusting Gear Screw Stud Nut
1520E	22	Cord Spool Pin Nut, for 252506 and 252506 .....
1520E	34	Needle Thread Controller Nut .....
1520E	46	Rapid Feed Tripping Pawl Lever Hinge Screw Nut .....
1521E	7	Buttonhole Cutting Trip Screw Stud Nut .....
1521E	36	Needle Thread Tension Releaser Lev- er Link Hinge Screw (upper) Nut..
1528C	73	Belt Shifter Lever (horizontal) Stop Screw Nut (obsolete), for 232941 ..
1528E	18	Work Clamp Opening Rod Nut .....
1550H	34	Needle Thread Tension Releaser Latch Hinge Screw Nut .....
1550H	14	Work Clamp Closing Lever Adjusting Screw Nut, for 250421 .....
1550H	19	Work Clamp Spreader Adjusting Screw Nut .....
1560C	31	Looper Thread Tension Thumb Nut ..
1560C	36	Needle Thread Tension Thumb Nut ..
1562D	21	Lower Cord Tension Thumb Nut ....
1620E	69	Needle Thread Retainer Holder Nut (obsolete), for 250741 .....
1620E	69	Needle Thread Tension Thread Guide Lock Nut (obsolete) .....
1636E	37	Needle Vibrating Bell Crank Conne- ction End Bearing (back) Ball Screw Stud Nut .....



No.	Illus.	Name
1664E	34	Needle Thread Leader Nut .....
1671C	37	" Vibrating Adjusting Stud Nut..
1697C	37	" " Bell Crank Connection End Bearing (front) Check Nut ...
1698C	3	Buttonhole Cutting Carrier Lever Ad- justing Screw Stud Nut .....
1698C	37	Needle Vibrating Bell Crank Conne- ction End Bearing (back) Check Nut
1819	30	Looper Thread Controlling Lever Rol- ler and Stud, for 250426 .....
1819	18	Work Clamp Opening Bell Crank Rol- ler and Stud, for 250270 .....
2049	7	Buttonhole Cutting Trip Lever Posi- tion Pin .....
2117	60	Driving Pulley Driving Pinion Pin, for 228577 .....
2117	60	Driving Pulley Shaft Gear Pin, for 228577 .....
2269	9	Work Clamp Arm Cam Position Pin
2269	9	" " Closing Lever (hand) Po- sition Pin .....
2269	9	Work Clamp Connection Lever Posi- tion Pin .....
2269	18	Work Clamp Opening Lever Position Pin .....
2273	3	Buttonhole Cutting Disengaging Push Rod Pin .....
2273	3	Buttonhole Cutting Pressure Wedge Adjusting Screw Nut Pin .....
2455	21	Lower Cord Tension Disc .....
7071	46	Rapid Feed Tripping Pawl Spring Screw Washer .....
7071	9	Work Clamp Base Locking Spring Screw Washer .....
7071	19	Work Clamp Spreader Operating Pawl Adjusting Block Screw Washer, for 250458 and 252513 .....
8039	22	Cord Spool Pin Collar 8064 with 759F, for 250503 and 252506 .....
8064	—	Cord Spool Pin Collar, for 8039 .....
8482	63	Work Position Gauge Screw Washer
8909	56	Wrench, for 201628 and 201660 .....
9281	73	Belt Shifter Rod Adjusting Bracket Screw Washer (obsolete), for 232941
9281	73	Transmitter Bracket Screw Washer (obsolete), for 228550 .....
10106	34	Needle Thread Retainer Disc .....
10107	21	Lower Cord Tension Spring .....
10111	22	Cord Spool Pin Cone, for 250503 and 252506 .....



No.	Illus.	Name
10112	22	Cord Spool Pin Cone Spring, for 250503 and 252506 .....
10145	34	Needle Thread Guide .....
10150	—	Cord Leader Wire, for 250503 .....
10249	34	Needle Thread Tension Releaser Latch Spring .....
10875	56	Wrench, for 201524 .....
11119	60	Driving Pulley Bracket Oil Tube with 29599, for 228574 .....
11831	56	Screw Driver, 5 in. blade (machine, large) .....
12400	70	Needle Thread Retainer Sleeve (obsolete), for 250741 .....
12402	70	Needle Thread Retainer Stud (obsolete), for 250741 .....
12509	69	Needle Thread Nipping Cam Position Pin (obsolete) .....
12509	69	Needle Thread Take-up Position Pin (obsolete) .....
12509	18	Work Clamp Opening Cam Position Pin .....
12596	46	Rapid Feed Tripping Pawl Lever Bracket Position Pin .....
13710	36	Needle Thread Tension Spring .....
14017	46	Rapid Feed Tripping Pawl Lever Bracket Screw Washer .....
14017	14	Work Clamp Closing Lever Adjusting Arm Screw Washer .....
14229	71	Table Belt Guide Bracket with 448c (obsolete), for 39709 and 39716 ...
18859	30	Looper Thread Guide .....
18897	59	Driving Pulley Driving Pinion with 453c, for 228577 .....
18898	59	Driving Pulley Shaft Gear with 453c, for 228577 .....
23414	52	Stitch Rotating Sector (upper) Position Collar with two 453c .....
23421	—	Looper Bracket Dogging Hole Plug ..
23535	56	Wrench, for 1697 and 1698 .....
23536	71	Table Belt Guide with two 168E (obsolete), for 39709 and 39716 .....
23538	79	Sewing Belt Idler (obsolete), for 228532
23538	71	Table Belt Guide Pulley (obsolete), for 39709 and 39716 .....
25029	73	Belt Hook (obsolete), for 232934 ....
25029	73	Cutting Driving Belt Hook (obsolete), for 228513 .....
25029	73	Sewing Belt Hook (obsolete), for 225243 .....

No.	Illus.	Name
25029	73	Transmitter Belt Hook (obsolete), for 228540 .....
25200	56	Wrench, for 1528 and 201643 .....
25362	—	Rapid Feed Worm Ball, for 225007 ..
27065	—	Shaft Pulley (sectional, grooved), 5 in. diam., $1\frac{3}{16}$ in. bore, with two 597c
27066	—	Shaft Pulley (sectional, grooved), 6 in. diam., $1\frac{3}{16}$ in. bore, with two 597c
27067	—	Shaft Pulley (sectional, grooved), 7 in. diam., $1\frac{3}{16}$ in. bore, with two 597c
27068	—	Shaft Pulley (sectional, grooved), 8 in. diam., $1\frac{3}{16}$ in. bore, with two 597c
27069	—	Shaft Pulley (sectional, grooved), 9 in. diam., $1\frac{3}{16}$ in. bore, with two 597c
27070	—	Shaft Pulley (sectional, grooved), 10 in. diam., $1\frac{3}{16}$ in. bore, with two 597c
27271	—	Shaft Pulley (sectional, grooved), 4 in. diam., $1\frac{3}{16}$ in. bore, with two 597c
29599	—	Driving Pulley Bracket Oil Tube Packing (felt), for 11119 .....
32012	31	Looper Thread Tension Disc .....
32012	34	Needle Thread Tension Disc .....
32572	36	" " " Releasing Disc
35095	56	Tweezers .....
36565	55	Oiler (copper plated) with 36566 ....
36566	55	" Spout, 9 in. long, with 120117, for 36565 .....
*38443	—	Needle Vibrating Bell Crank Connection End Bearing (front), for 250143
*38444	—	Needle Vibrating Bell Crank Connection End Bearing (back), for 38446
38446	37	Needle Vibrating Bell Crank Connection End Bearing 38444 with 42524, 50016c and two 187D .....
39504	52	Stitch Rotating Lever Connection Screw Washer (lower), for 232764..
39532	37	Needle Vibrating Adjusting Stud Sleeve .....
39541	3	Buttonhole Cutting Carrier Lever Adjusting Screw Stud Nut Washer ..
39541	54	Stop Lever Operating Plate Screw Washer .....
39635	36	Needle Thread Tension Releasing Pin
39708	71	Table Belt Guide Pulley Shaft with 858c (obsolete), for 39709 and 39716
39709	71	Table Belt Guide (single, right) complete, Nos. 14229, 23536, 23538, 39708 and four wood screws $1\frac{1}{4}$ in., No. 12, R.H.B. (obsolete) Driving Equipment, for Old Style Power Table ..

MELANSKY &amp; GOLDBERG



No.	Illus.	Name
39713	34	Needle Thread Retainer Spring .....
39713	70	" " " " (obsolete), for 250741 .....
39716	71	Table Belt Guide (single, left) complete, Nos. 14229, 23536, 23538, 39708 and four wood screws $1\frac{1}{4}$ in., No. 12, R.H.B. (obsolete) Driving Equipment, for Old Style Power Table ..
40025	3	Buttonhole Cutting Carrier Cam Position Pin .....
40025	3	Buttonhole Cutting Lever (lower) Cam Position Pin .....
40025	3	Buttonhole Cutting Lever (upper) Cam Position Pin .....
40025	24	Driving Wheel Position Pin .....
40025	27	Loop Retainer Cam Position Pin ....
40025	27	" " Slide Guide Extension Position Pin .....
40025	33	Needle Bar Driving Crank Position Pin
40025	69	" Thread Take-up Shaft Gear Position Pin (obsolete) .....
40025	39	Pattern Wheel Shaft Bevel Gear Position Pin .....
40025	41	Rapid Feed Clutch Roller Carrier Position Pin .....
40025	69	Rapid Feed Crank Shaft Gear Position Pin (obsolete) .....
40025	52	Stitch Rotating Lever (upper) Position Pin .....
40025	54	Stop Lever Crank Position Pin .....
40025	54	" " Position Pin .....
40025	48	Vertical Shaft Bevel Gear (upper) Position Pin .....
40043	50	Starting Rod Collar with 237F .....
40047	49	Finger Starting Lever (intermediate) Operating Stud Collar with 646F ..
40053	11	Work Clamp Arm Spring, for Machine No. 99w77 .....
41125	60	Counter Shaft Hanger Screw Washer, for 228596 and 228598 .....
41125	60	Driving Pulley Bracket Screw Washer, for 228577 .....
41219	—	Driving Pulley (sectional, grooved), 3 in. diam., $\frac{1}{8}$ in. bore (for Table Shaft), with two 50399E .....
41220	79	Driving Pulley (sectional, grooved), $3\frac{1}{4}$ in. diam., $\frac{1}{8}$ in. bore (for Table Shaft), with two 50399E .....



No.	Illus.	Name
41221	—	Driving Pulley (sectional, grooved), $3\frac{1}{2}$ in. diam., $\frac{1}{8}$ in. bore (for Table Shaft), with two 50399E .....
41222	—	Driving Pulley (sectional, grooved), $3\frac{1}{2}$ in. diam., $\frac{1}{8}$ in. bore (for Table Shaft), with two 50399E .....
41223	—	Driving Pulley (sectional, grooved), 4 in. diam., $\frac{1}{8}$ in. bore (for Table Shaft), with two 50399E .....
41224	—	Driving Pulley (sectional, grooved), $4\frac{1}{2}$ in. diam., $\frac{1}{8}$ in. bore (for Table Shaft), with two 50399E .....
41530	57	Thread Unwinder Spool Rest, for 60455 .....
*42524	—	Needle Vibrating Bell Crank Connection End Bearing (back) Cap, for 38446 .....
*42525	—	Needle Vibrating Bell Crank Connection End Bearing (front) Cap, for 250143 .....
42850	56	Wrench, for 1550 .....
50016C	37	Needle Vibrating Bell Crank Connection End Bearing (back) Ball Screw Stud, for 38446 .....
50027D	5	Buttonhole Cutting Lever Bracket Arm Screw, for 250530 .....
50031C	3	Buttonhole Cutting Carrier Lever Adjusting Screw Stud .....
50058D	19	Work Clamp Spreader Base Plate Screw .....
50061C	30	Looper Thread Controlling Lever Hinge Screw .....
50075J	60	Driving Pulley Belt Guard Thumb Screw, for 228577 .....
50138E	31	Needle Guard Screw .....
50168E	15	Work Clamp Carrier Feed Lever Link Block Screw .....
50294E	60	Counter Shaft Hanger Screw, for 228596 and 228598 .....
50294E	60	Driving Pulley Bracket Screw, for 228577 .....
50399E	75	Sewing Driving Pulley Screw (obsolete), for 228537 to 228539 .....
50399E	75	Transmitter Bracket Screw (obsolete), for 228550 .....
50399E	75	Transmitter Driving Pulley Screw (obsolete), for 41219 to 41224 .....
60455	—	Thread Unwinder Spool Rest 41530 with 1149C and two 155C, for 250445

No.	Illus.	Name
120117	—	Oiler Spout Washer (leather), for 36566 .....
200002E	60	Counter Shaft Hanger Belt Guard Screw, for 228596 and 228598 .....
200004E	54	Stop Lever Bracket Screw .....
200019E	60	Idle Pulley Bracket Screw, for 228587 .....
200020F	1	Arm Screw .....
200047D	1	Bed End Cover Catch Screw .....
200070C	15	Feed Wheel Friction Ring Bracket Screw .....
200075C	69	Needle Thread Nipping Lever Adjusting Screw (obsolete), for 250122 ..
200083F	33	Needle Driving Bar Collar Pinch Screw, for 232176 .....
200083E	37	Needle Vibrating Ring Guide Stud Set Screw .....
200085C	11	Work Clamp Arm Screw, for Machine No. 99w77 .....
200089D	4	Buttonhole Cutting Lever Hinge Stud Set Screw, for 250035 and 250464 ..
200096D	54	Driving Wheel Stop Cam Spring Position Screw .....
200097C	49	Finger Starting Lever Screw .....
200100E	1	Arm Shaft Bushing Screw .....
200100E	1	Bed Shaft Bushing (back) Screw ....
200100E	1	" " " (front) Screw .....
200100E	3	Buttonhole Cutting Driving Wheel Lock Spring Screw .....
200100E	1	Vertical Shaft Bushing (lower) Screw
200100E	9	Work Clamp Arm Adjusting Plate Screw .....
200110D	1	Arm Side Cover Screw .....
200110D	54	Stop Lever Friction Pad Screw .....
200113F	44	Rapid Feed Starting Lever Shaft Collar Set Screw, for 204197 and 250136
200122H	6	Buttonhole Cutting Pressure Wedge Post Screw .....
200124H	33	Needle Holder Gauge Plate Screw ..
200130D	27	Loop Retainer Driving Bar Collar Pinch Screw, for 250410 .....
200139E	69	Needle Thread Nipping Lever Roller Cap Screw (obsolete), for 250122 ..
200139E	36	Needle Thread Tension Releaser Latch Spring Screw .....
200161D	22	Cord Leader (upper) Slide Screw, for 250503 and 252506 .....
200186B	30	Looper Thread and Cord Clamping Spring Screw .....
200186B	30	Looper Thread and Cord Cutter Screw



No.	Illus.	Name
200299H	75	Cutting Driving Pulley Guard Hook Hinge Screw (obsolete) Driving Equipment, for Singer Safety Power Table .....
200308C	37	Needle Vibrating Switch Hinge Screw
200335C	60	Belt Shifter Lever Hinge Stud Set Screw, for 228601 .....
200341C	48	Arm Shaft Hand Wheel Set Screw, for 232003 .....
200342C	60	Driving Cone Pulley Position Screw, for 228568 .....
200342C	60	Driving Pulley Position Screw, for 228572 .....
200347C	60	Driving Cone Pulley Set Screw, for 228568 .....
200347C	60	Driving Pulley Set Screw, for 228572
200352C	60	Counter Shaft Driving Pulley Position Screw, for 228591 .....
200352C	60	Counter Shaft Pulley Position Screw, for 228592 .....
200352C	54	Stop Lever Set Screw, for 232260 ..
200363C	60	Counter Shaft Driving Pulley Set Screw, for 228591 .....
200363C	60	Counter Shaft Pulley Set Screw, for 228592 .....
200363C	24	Driving Wheel Set Screw, for 232110
200363C	58	Thread Unwinder Spool Rest Set Screw, for 227499 .....
200364C	3	Buttonhole Cutting Carrier Cam Set Screw, for 250020 .....
200370C	60	Counter Shaft Oil Stop Screw, for 228593 .....
200374C	6	Buttonhole Cutting Shaft Hand Crank Set Screw, for 232383 .....
200378C	73	Transmitter Shaft Collar Set Screw (obsolete), for 210559 .....
200380C	15	Work Clamp Carrier Base Plate Slide Rod Set Screw, for 250253 and 250254
200382C	33	Needle Driving Bar Link Hinge Stud Set Screw, for 250105 .....
200383C	60	Counter Shaft Collar Set Screw, for 210833 .....
200383C	60	Driving Cone Pulley Shaft Collar Set Screw, for 202625 .....
200383C	60	Idler Pulley Shaft Collar Set Screw, for 204246 .....
200383C	58	Thread Unwinder Thread Guard Rod Set Screw, for 202490 .....
200389E	11	Work Clamp Arm Hinge Block Set Screw, for 232297 .....



No.	Illus.	Name
200394C	33	Needle Bar Driving Crank Set Screw, for 250105 .....
200397H	69	Needle Thread Nipping Block Set Screw (obsolete) .....
200526C	60	Belt Shifter Set Screw, for 228566 ..
200526C	60	Idler Pulley Belt Guard Set Screw, for 228582 .....
200526C	60	Idler Pulley Shaft Set Screw, for 228583 .....
200530C	73	Belt Shifter Pitman Clamp Set Screw (obsolete), for 204126 .....
200530E	6	Buttonhole Cutting Starting Lever Hinge Stud Set Screw .....
200577H	7	Buttonhole Cutting Starting Lever Plate Screw .....
200577H	54	Driving Wheel Stop Cam Washer Screw .....
200589D	31	Throat Plate Needle Thread Cutter Screw, for 250737 .....
200603E	43	Rapid Feed Slide Bar Fork Connection Position Screw .....
200688E	68	Needle Thread Nipping Post Guide Screw (obsolete) .....
200688E	68	Work Clamp Closing Lever Engaging Stud Position Screw (obsolete) ....
200825C	14	Work Clamp Closing Lever Roller Screw Stud, for 201941 and 201948
201082E	30	Looper Frame Screw .....
201084C	54	Stop Lever Interlocking Slide Adjusting Screw .....
201085C	7	Buttonhole Cutting Starting Lever Restoring Screw Stud, for 250042 ....
201097C	16	Work Clamp Carrier Side Throw Lever Slide Block Screw Stud, for 250248
201099C	28	Looper Carrier Link Hinge Screw ...
201101C	34	Needle Thread Tension Releaser Arm Hinge Screw .....
201103C	69	Needle Thread Nipping Lever Roller Stud (obsolete), for 250122 .....
201107C	75	Belt Shifter Hand Rod Spring Screw (obsolete), for 228507 .....
201110D	54	Stop Lever Spring Screw .....
201112D	6	Buttonhole Cutting Starting Lever Latch Hinge Screw .....
201129D	9	Work Clamp Arm Bracket Screw (back) .....
201144E	29	Looper Driving Roller Cap Screw, for 201953 .....
201144E	15	Work Clamp Carrier Side Throw Lever Roller Cap Screw, for 201937 ...

No.	Illus.	Name
201148H	10	Work Clamp Base Stop Block Screw
201155D	6	Buttonhole Cutting Pressure Wedge Adjusting Screw .....
201160E	34	Needle Thread Tension Releaser Con- nection Spring Screw Eye .....
201160E	50	Starting Rod Spring Screw Eye .....
201176E	4	Buttonhole Cutting Lever Bracket Gib Screw .....
201176E	28	Looper Driving Crank Bushing Screw
201218E	6	Buttonhole Cutting Starting Lever Latch Spring Screw Stud .....
201225C	33	Needle Holder Slide Stud .....
201237E	9	Work Clamp Arm Cam Stop Screw ..
201239D	58	Thread Unwinder Spool Pin Cap Screw, for 250445 .....
201281F	34	Needle Thread Tension Releaser Con- nection Guide Screw .....
201314C	19	Work Clamp Spreader Operating Pawl Stop Screw .....
201314C	19	Work Clamp Spreader Screw Stud ..
201315C	34	Needle Thread Tension Releaser Latch Hinge Screw .....
201362C	15	Feed Wheel Screw Stud .....
201366C	3	Buttonhole Cutting Carrier Lever Rol- ler Screw Stud, for 250021 .....
201374E	16	Work Clamp Carrier Side Throw Lev- er Roller Stud Cap Screw, for 250249
201385C	15	Feed Wheel Driving Pawl Hinge Screw
201395D	52	Stitch Rotating Sector (upper) Brack- et Screw .....
201420F	69	Buttonhole Cutting Shaft Pulley Screw (obsolete) .....
201428C	26	Feed Adjusting Gear Screw Stud ...
201430C	15	Work Clamp Carrier Side Throw Lever Lock Pin Screw Stud .....
201431C	27	Loop Retainer Carrier Link Screw ..
201432C	7	Buttonhole Cutting Trip Screw Stud..
201433C	28	Looper Carrier Hinge Screw .....
201434C	33	Needle Holder Slide Lever Hinge Screw, for Machines Nos. 99w75 to 99w77 .....
201435C	29	Looper Driving Disc Screw Stud ....
201436C	36	Needle Thread Tension Releaser Lev- er Screw Stud, for 250137 .....
201437C	44	Rapid Feed Starting Trip Lever Screw Stud .....
201438C	14	Work Clamp Closing Lever Hinge Screw .....
201439C	18	Work Clamp Opening Rod .....



No.	Illus.	Name
201440E	69	Needle Thread Take-up Spring Screw Stud (obsolete) .....
201441C	43	Rapid Feed Pawl Hinge Screw .....
201442E	52	Stitch Rotating Lever (lower) Position Screw .....
201443C	15	Work Clamp Carrier Side Throw Lever Hinge Screw .....
201445E	44	Rapid Feed Starting Lever Position Screw .....
201445E	44	Rapid Feed Starting Trip Lever Position Screw .....
201446C	46	Rapid Feed Stop Latch Hinge Screw Stud .....
201447C	43	Rapid Feed Intermediate Gear Screw Stud .....
201448C	44	Rapid Feed Slide Bar Fork Connection Screw Stud .....
201449C	37	Needle Vibrating Bell Crank Connection End Bearing (front) Ball Screw, for 250143 .....
201451E	10	Work Clamp Base Spring Screw Stud
201452E	19	" " Spreader Connection Link Hinge Screw .....
201453C	19	Work Clamp Spreader Connection Hinge Screw .....
201454E	44	Rapid Feed Starting Pawl Spring Screw Eye .....
201463D	19	Work Clamp Spreader (right) Screw
201468H	6	Buttonhole Cutting Shaft Hand Crank Cap Screw .....
201474E	4	Buttonhole Cutting Knife Base Plate Adjusting Screw .....
201478E	65	Buttonhole Cutting Knife Clamping Lever Hinge Screw (obsolete) .....
201482D	33	Needle Holder Gauge Plate Adjusting Screw .....
201484C	6	Buttonhole Cutting Shaft Hand Crank Position Screw, for 232383 .....
201522E	15	Feed Wheel Friction Ring Adjusting Screw Lock Nut .....
201524E	3	Buttonhole Cutting Carrier Lever Roller Screw Stud Nut, for 250021 .....
201530E	16	Work Clamp Carrier Side Throw Lever Slide Block Screw Stud Nut, for 250248 .....
201532H	1	Bed End Cover Catch Screw Nut .....
201532H	14	Work Clamp Closing Lever Roller Screw Stud Nut, for 250259 and 250494 .....

WELANSK



No.	Illus.	Name
201534E	69	Needle Thread Nipping Lever Roller Stud Nut (obsolete), for 250122 ...
201535E	69	Needle Thread Nipping Lever Adjusting Screw Nut (obsolete), for 250122
201537H	9	Work Clamp Arm Cam Stop Screw Nut .....
201628E	54	Stop Lever Interlocking Slide Adjusting Screw Nut .....
201643E	15	Work Clamp Carrier Base Plate Slide Rod Nut .....
201658C	28	Looper Bracket Adjusting Nut .....
201659C	28	" " " " Locking Nut .....
201660C	26	Stitch Regulating Gear Lock Nut ...
201666E	52	Stitch Rotating Lever (lower) Roller Screw Stud Nut .....
201667C	43	Rapid Feed Pawl Hinge Screw Nut ..
201668E	39	Pattern Wheel Clamping Nut .....
201669E	19	Work Clamp Spreader Operating Pawl Adjusting Screw Nut .....
201670C	33	Needle Holder Gauge Plate Block Adjusting Nut .....
201670C	33	Needle Holder Gauge Plate Block Adjusting Nut Lock Nut .....
201672E	6	Buttonhole Cutting Pressure Wedge Adjusting Screw Nut .....
201702E	9	Work Clamp Arm Adjusting Nut ....
201704E	29	Looper Driving Disc Screw Stud Nut
201868	15	Work Clamp Carrier Feed Lever Roller, for 201962 .....
201869	69	Needle Thread Nipping Lever Roller (obsolete), for 250122 .....
201869	69	Work Clamp Closing Lever Roller (obsolete), for 201941 .....
201871	52	Stitch Rotating Lever (lower) Roller
201873	15	Work Clamp Carrier Side Throw Lever Roller, for 201937 .....
201892	3	Buttonhole Cutting Carrier Lever Roller, for 250021 .....
201896	27	Loop Retainer Slide Roller, for 201943
201897	41	Rapid Feed Clutch Roller .....
201898	29	Looper Driving Roller, for 201953 ....
201937	15	Work Clamp Carrier Side Throw Lever Roller 201873 with 201144E and 232686, for 250249 .....
201940	15	Work Clamp Carrier Side Throw Lever Lock Pin Roller, for 250250 .....
201941	69	Work Clamp Closing Lever Roller 201869 with 200825C (obsolete) ....

No.	Illus.	Name
201943	—	Loop Retainer Slide Roller 201896 with 250429, for 250075 .....
201947	14	Work Clamp Closing Lever Roller, for 201948 .....
201948	14	Work Clamp Closing Lever Roller 201947 with 200825c, for 250259 and 250494 .....
201953	—	Looper Driving Roller 201898 with 201144E and 250099 .....
201956	14	Work Clamp Closing Lever Engaging Stud Roller .....
201962	—	Work Clamp Carrier Feed Lever Roller 201868 with 250247 and 350072E .....
202244	—	Rapid Feed Crank Shaft Oil Packing (wick) .....
202244	—	Rapid Feed Worm Wheel Oil Packing (wick) .....
202244	—	Transmitter Bracket Oil Wick (obsolete), for 228550 .....
202244	—	Transmitter Shaft Oil Packing (wick) (obsolete), for 232994 .....
202260	—	Arm Shaft Bushing Oil Packing (wick), for 232002 and 232490 .....
202260	—	Bed Shaft Bushing (back) Oil Packing (wick), for 232030 .....
202260	—	Counter Shaft Hanger Oil Packing (wick), for 228601 .....
202260	—	Driving Cone Pulley Shaft Bushing Oil Packing (wick), for 228571 .....
202260	—	Driving Pulley Shaft Bushing Oil Packing (wick), for 228580 .....
202299	—	Rapid Feed Pawl Bell Crank Oil Packing (wick), for 250170 .....
202302	73	Belt Shifter Hand Rod Cotter Pin (obsolete), for 232944 .....
202302	73	Belt Shifter Pitman (lower) Cotter Pin (obsolete), for 204698 .....
202486	58	Thread Unwinder Spool Pin, for 227499 .....
202490	57	“ “ “ Stand with 200383c, for 250445 .....
202603	22	Cord Leader (upper) Screw Washer, for 250501 and 252524 .....
202603	27	Loop Retainer Screw Washer .....
202619	54	Driving Wheel Stop Cam Washer Position Pin, for 250291 .....
202622	73	Transmitter Bolt Washer (obsolete), for 232898 .....
202625	60	Driving Cone Pulley Shaft Collar with two 200383c, for 228577 .....



No.	Illus.	Name
203213	3	Buttonhole Cutting Disengaging Lever Spring .....
204126	73	Belt Shifter Pitman Clamp with two 200530c (obsolete), for 232933 .....
204197	44	Rapid Feed Starting Lever Shaft Collar (right) with 200113F .....
204235	1	Arm Position Pin .....
204246	60	Idler Pulley Shaft Collar with two 200383c, for 228587 .....
204264	1	Bed End Cover Catch Releaser Stop Pin .....
204648	26	Intermittent Feed Driving Wheel Driving Stud Position Pin, for 232671 ..
204698	71	Belt Shifter Pitman (lower) with 202302 (obsolete), for 232933 .....
206482	4	Buttonhole Cutting Lever Bracket Gib Adjusting Plate Screw Washer ....
210559	73	Transmitter Shaft Collar with two 200378c (obsolete), for 232898 .....
210750	—	Work Clamp Closing Lever Cam Groove Protector Position Pin, for 250535 .....
210833	60	Counter Shaft Collar with two 200383c, for 228596 and 228598 .....
210933	—	Needle Bar Driving Swivel Oil Packing (wick), for 250108 .....
214523	10	Work Clamp Check Hinge Pin, for Machine No. 99w77 .....
222598	—	Needle Driving Bar Link Hinge Stud Oil Packing (wick), for 232709 ....
225007	46	Rapid Feed Worm Ball Retainer with eight 25362 .....
225243	—	Sewing Belt, size $\frac{1}{8}$ in. diam., length 58½ in., with 25029 (obsolete) Driving Equipment, for Singer Safety Power Table .....
225390	58	Thread Unwinder Thread Cone Holder, for 250445 .....
*225483	—	Screw Driver Handle, for 250522 ....
*225484	—	" " Blade, for 225498 .....
*225485	—	" " Handle, for 225498 .....
225498	56	Screw Driver complete (7¼ in. long), Nos. 225484 and 225485 .....
226163	52	Stitch Rotating Sector (lower) Bracket Screw Washer .....
226163	11	Work Clamp Arm Adjusting Wedge Screw Washer, for Machine No. 99w77 .....
226163	11	Work Clamp Arm Screw Washer, for Machine No. 99w77.....



No.	Illus.	Name
226467	47	Starting Rod Safety Lock Hinge Screw Washer .....
227498	—	Thread Unwinder Spool Rest, for 227499 .....
227499	57	Thread Unwinder Spool Rest 227498 with 200363c and 202486, for 250445
227933	71	Belt Shifter Pitman (upper) (obsolete), for 232933 .....
228026	3	Buttonhole Cutting Driving Wheel Lock Spring Screw Washer .....
228026	49	Finger Starting Lever Screw Washer
228026	14	Work Clamp Closing Lever Roller Screw Stud Washer, for 250259 and 250494 .....

Nos. 228501 to 228556 (obsolete)

Driving Equipment for Singer Safety Power Table

228501	74	Belt Shifter, for sewing belt .....
228502	74	" " " transmitter belt .....
228503	74	" " Bracket Rod .....
228504	74	" " Hand Rod .....
228505	74	" " " " Bracket with two 362F .....
228506	74	Belt Shifter Hand Rod Guide Plate, for 228507 .....
228507	—	Belt Shifter Hand Rod Guide Plate complete, Nos. 201107c, 228506, 228508 and two wood screws 1 in., No. 9 .....
228508	75	Belt Shifter Hand Rod Spring, for 228507 .....
228509	74	Belt Shifter Lever with 362F .....
228510	74	" " " Connection with 362F .....
228511	76	" " Rod .....
228512	76	" " " Bracket with two wood screws 1 in., No. 10 .....
228513	—	Cutting Driving Belt, size $\frac{5}{16}$ in. diam., length 55 $\frac{1}{4}$ in., with 25029 .....
228514	77	Cutting Driving Belt Guard .....
228515	76	" " " Idler, for 228517 .....
228516	79	" " " " Bracket with 362F and two 446c, for 228517..
228517	—	Cutting Driving Belt Idler Bracket 228516 with 228518, 228520, two each 228515, 228521 and wood screws 1 $\frac{1}{4}$ in., No. 12 .....
228518	79	Cutting Driving Belt Idler Oil Cup with two 446c, for 228517 .....

No.	Illus.	Name
228519	—	Cutting Driving Belt Idler Oil Wick, for 228520 .....
228520	76	Cutting Driving Belt Idler Oil Wick Wire with 228519, for 228517 .....
228521	76	Cutting Driving Belt Idler Shaft, for 228517 .....
228522	79	Cutting Driving Pulley with two 858c, for 228550 .....
228523	77	Cutting Driving Pulley Guard .....
228524	76	" " " " Hinge Stud .....
228525	76	Cutting Driving Pulley Shaft, for 228550 .....
228526	76	Cutting Driving Pulley Shaft Gear with two 858c, for 228550 .....
228530	76	Sewing Belt Idler Belt Guide with two 1149c, for 228532 .....
228531	77	Sewing Belt Idler Bracket with two 1149c, for 228532 .....
228532	—	Sewing Belt Idler Bracket 228531 with 228530, 228533, 228535, 228536, two 23538 and three wood screws 1 $\frac{3}{4}$ in., No. 14 .....
228533	78	Sewing Belt Idler Oil Cup with 448c, for 228532 .....
228534	—	Sewing Belt Idler Oil Wick, for 228535
228535	78	Sewing Belt Idler Oil Wick Wire with 228534, for 228532 .....
228536	78	Sewing Belt Idler Shaft, for 228532 ..
228537	—	Sewing Driving Pulley (sectional, grooved), 3 in. diam., $\frac{1}{8}$ in. bore (for Table Shaft), with two 50399E
228538	79	Sewing Driving Pulley (sectional, grooved), 3 $\frac{1}{4}$ in. diam., $\frac{1}{8}$ in. bore (for Table Shaft); with two 50399E
228539	—	Sewing Driving Pulley (sectional, grooved), 3 $\frac{1}{2}$ in. diam., $\frac{1}{8}$ in. bore (for Table Shaft), with two 50399E
228540	—	Transmitter Belt, size $\frac{5}{8}$ in. diam., length 50 $\frac{3}{4}$ in., with 25029 .....

Nos. 228541 to 228543, for 228550

228541	79	Transmitter Bracket .....
228542	79	" Pulley (driving) with 228544
228543	78	" " " Gear .....
228544	75	" " " " Stud, for 228542 .....
228545	79	Transmitter Pulley (loose), for 228550
228546	78	" " Oil Cup with 453c, for 228550 .....



No.	Illus.	Name
228547	—	Transmitter Pulley Oil Wick, for 228548 .....
228548	78	Transmitter Pulley Oil Wick Wire with 228547, for 228550 .....
228549	78	Transmitter Pulley Shaft (hollow), for 228550 .....
228550	—	Transmitter complete, Nos. 1504E, 9281, 50399E, 202244, 228522, 228525, 228526, 228541 to 228543, 228545, 228546, 228548, 228549 and 228556 ..
228551	75	Cutting Driving Belt Guard Catch with two wood screws $\frac{3}{4}$ in., No. 6, R.H.B.
228553	75	Cutting Driving Pulley Guard Hook and Eye .....
228554	78	Sewing Belt Retaining Finger .....
228556	75	Transmitter Pulley Shaft Nut Washer, for 228550 .....

Nos. 228565 to 228567, for 228596 and 228598

228565	61	Belt Shifter .....
228566	61	" " Lever with 200526c .....
228567	60	" " " Hinge Stud .....
228568	61	Driving Cone Pulley (for driving machine), $4\frac{1}{2}$ and 6 in. diam., with 200342c and 200347c, for 228577 ....
228569	59	Driving Cone Pulley Shaft, for 228577

Nos. 228571 to 228574, for 228577

228571	59	Driving Cone Pulley Shaft Bushing with 202260 .....
228572	61	Driving Pulley (for Buttonhole Cutter), $4\frac{1}{2}$ in. diam., with 200342c and 200347c .....
228573	61	Driving Pulley Belt Guard .....
228574	61	" " Bracket with 11119, 228575 and four 350028c .....
228575	60	Driving Pulley Bracket Oil Cup, for 228574 .....
228577	—	Driving Attachment complete, Nos. 18897, 18398, 50075J, 202625, 228568, 228569, 228572 to 228574, 228579, 228580, two each 2117, 228571, three each 41125 and 50294E, for 228578..
228578	—	Driving Attachment and Idler complete, Nos. 228577 and 228587, for 228599 and 228600 .....
228579	59	Driving Pulley Shaft, for 228577 .....
228580	59	" " " Bushing with 202260, for 228577 .....

Nos. 228581 to 228584, for 228587

No.	Illus.	Name
228581	61	Idler Pulley .....
228582	61	" " Belt Guard with 200526c..
228583	61	" " Bracket with 200526c ...
228584	59	" " Shaft with 228586 .....
228585	—	" " " Oil Wick, for 228586
228586	59	" " " " " Wire with 228585, for 228584 .....
228587	—	Idler complete, Nos. 204246, 228582 to 228584, 228602, two 228581 and three 200019E, for 228578 .....
228588	61	Counter Shaft Hanger Belt Guard (double), for 228596 .....

Nos. 228590 to 228593, for 228596 and 228598

228590	61	Counter Shaft Driving Pulley (loose), 5 in. diameter .....
228591	61	Counter Shaft Driving Pulley (tight), 5 in. diam., with 200352c and 200363c
228592	61	Counter Shaft Pulley, 5 $\frac{1}{2}$ in. diam., with 200352c and 200363c .....
228593	59	Counter Shaft (hollow) with 200370c and 228595 .....
228594	—	Counter Shaft Oil Packing Wick, for 228595 .....
228595	59	Counter Shaft Oil Packing Wick Wire with 228594, for 228593 .....
228596	—	Counter Shaft Hanger complete, for Old Style Power Table, Nos. 200002E, 210833, 228565 to 228567, 228588, 228590 to 228593, 228601, 228602, three each 41125 and 50294E, for 228599 .....
228597	61	Counter Shaft Hanger Belt Guard (sin- gle), for 228598 .....
228598	—	Counter Shaft Hanger complete, for Singer Safety Power Table, Nos. 200002E, 210833, 228565 to 228567, 228590 to 228593, 228597, 228601, 228602, three each 41125 and 50294E, for 228600 .....
228599	—	Driving Equipment complete, for Old Style Power Table, for Machines of Class 99w, Nos. 228578 and 228596..
228600	—	Driving Equipment complete, for Singer Safety Power Table, for Ma- chines of Class 99w, Nos. 228578 and 228598 .....



No.	Illus.	Name
228601	61	Counter Shaft Hanger with 200335c and 202260, for 228596 and 228598..
228602	60	Counter Shaft Oil Cup, for 228596 and 228598 .....
228602	60	Idler Pulley Shaft Oil Cup, for 228587
230795	1	Bed Shaft Bushing (back) Oil Tube Pin .....
232002	2	Arm Shaft Bushing (back) with 202260
232003	48	" " Hand Wheel with two 200341c .....
232025	1	Bed End Cover Catch .....
232026	1	" " " " Position Pin ....
232030	2	" Shaft Bushing (back) with 202260
232038	3	Buttonhole Cutting Carrier Lever Slide Block .....
232043	3	Buttonhole Cutting Driving Wheel Lock .....
232044	3	Buttonhole Cutting Driving Wheel Lock Spring .....
232052	65	Buttonhole Cutting Lever Spring (obsolete) .....
232054	6	Buttonhole Cutting Pressure Wedge Adjusting Screw Collar .....
232055	6	Buttonhole Cutting Pressure Wedge Adjusting Screw Collar Position Pin
232056	6	Buttonhole Cutting Pressure Wedge Boss, for 250039 .....
232057	6	Buttonhole Cutting Pressure Wedge Post with 662b and 232466 .....
232064	6	Buttonhole Cutting Starting Lever Latch .....
232065	6	Buttonhole Cutting Starting Lever Latch Spring .....
232110	24	Driving Wheel with 200363c and two 232113 .....
232112	24	Driving Wheel Friction Gib .....
232113	24	" " " " Position Pin, for 232110 .....
232113	43	Rapid Feed Slide Bar Locking Plunger Guide Pin, for 251164 .....
232116	54	Driving Wheel Stop Cam Washer ...
232131	15	Feed Wheel Friction Ring Adjusting Screw Washer .....
232135	15	Feed Wheel Friction Ring Spring ...
232150	3	Buttonhole Cutting Driving Wheel Position Pin .....
232154	7	Buttonhole Cutting Trip Lever Bracket Position Pin .....
232176	33	Needle Driving Bar Collar with 200083F .....

No.	Illus.	Name
232177	33	Needle Driving Bar Bushing .....
232178	33	" " " Link .....
232194	69	" Thread Nipping Block (obsolete) .....
232196	69	Needle Thread Nipping Post (obsolete) .....
232197	69	Needle Thread Nipping Post Spring (obsolete) .....
232200	18	Work Clamp Opening Bell Crank Spring .....
232244	48	Arm Shaft Bevel Gear Position Pin..
232244	1	Bed Shaft Bushing (front) Position Pin .....
232244	26	Intermittent Feed Driving Wheel Bracket Position Pin .....
232244	46	Rapid Feed Worm Position Pin .....
232260	53	Stop Lever with 200352c .....
232262	53	" " Bracket .....
232263	54	" " Friction Pad (rawhide) ..
232264	54	<del>" " Interlocking Slide .....</del>
232265	54	" " " " Screw Washer .....
232270	30	Looper Thread and Cord Clamping Spring (long) .....
232271	30	Looper Thread and Cord Clamping Spring (short) .....
232272	30	Looper Thread and Cord Cutter .....
232287	16	Work Clamp Carrier Slide Stay Plate Position Pin .....
232297	11	Work Clamp Arm Hinge Block with 200389E, for Machine No. 99w77 ..
232304	9	Work Clamp Base Hinge Stud, for 250235 and 250237 .....
232309	10	Work Clamp Base Stop Block .....
232310	10	" " " " " Position Pin .....
232321	16	Work Clamp Carrier Side Throw Lever Slide Block .....
232340	26	Feed Adjusting Gear Bracket Clamping Post Position Pin .....
232343	7	Buttonhole Cutting Trip Lever Safety Lever Position Pin .....
232343	37	Needle Vibrating Ring Position Pin ..
232343	37	" " Rod Guide Position Pin ..
232343	11	Work Clamp Arm Hinge Block Position Pin, for Machine No. 99w77 ..
232363	58	Thread Unwinder Spool Pin (wood), for 250445 .....
232380	5	Buttonhole Cutting Lever Bracket Gib Adjusting Plate .....



No.	Illus.	Name
232382	15	Feed Wheel Driving Pawl Spring Pin, for 250056, 250657 and 250701 .....
232383	5	Buttonhole Cutting Shaft Hand Crank with 200374c and 201484c .....
232417	58	Thread Unwinder Spool Pin, for 250445
232420	38	Needle Vibrating Ring with 462c ....
232421	37	" " " Guide Stud ...
232432	35	" Thread Tension Releaser Connection .....
232433	34	Needle Thread Tension Releaser Connection Guide Screw Collar .....
232434	34	Needle Thread Tension Releaser Connection Spring .....
232435	34	Needle Thread Tension Releaser Latch
232462	16	Work Clamp Carrier Base Plate Slide Rod .....
232466	6	Buttonhole Cutting Pressure Wedge Adjusting Screw Lock Spring, for 232057 .....
232482	4	Buttonhole Cutting Lever Spring Bracket (upper), for 250033 .....
232483	4	Buttonhole Cutting Lever Spring Bracket (upper) Pin, for 250033 ..
232486	55	Threader Wire (large) .....
232488	48	Arm Shaft .....
232489	48	" " Bevel Gear with 453c ....
232490	2	" " Bushing (front) with 202260
232495	48	Bed Shaft Bevel Gear with two 453c..
232495	48	Vertical Shaft Bevel Gear (lower) with two 453c .....
232497	2	Bed Shaft Bushing (front) Oil Tube..
232513	6	Buttonhole Cutting Shaft Pulley Bushing .....
232515	31	Looper Thread Tension Spring .....
232516	31	" " Tube (brass) .....
232516	21	Lower Cord Tube (brass) .....
232517	31	Looper Thread Tube Bracket .....
232520	2	Face Plate .....
232521	25	Feed Adjusting Gear .....
232531	41	Rapid Feed Clutch Roller Spring ....
232532	17	Feed Wheel Ring .....
232539	26	Intermittent Feed Driving Wheel with two 465c .....
232541	26	Intermittent Feed Driving Wheel Position Pin .....
232542	26	Intermittent Feed Driving Wheel Shaft
232555	52	Looper Bracket Rotating Gear with 906E .....
232591	51	Stitch Rotating Lever (upper) with 448c .....

No.	Illus.	Name
232592	52	Stitch Rotating Lever Connection (rear section) (upper), for 250400..
232593	52	Stitch Rotating Lever Connection (front section) (upper), for 250400..
232597	51	Stitch Rotating Sector (lower) Bracket
232599	51	" " " (upper) Bracket
232600	39	Pattern Wheel Shaft Collar with two 453c .....
232600	41	Rapid Feed Crank Shaft Collar with two 453c .....
232671	48	Vertical Shaft with two each 204648 and 232815 .....
232673	70	Needle Thread Take-up Shaft Gear with two 448c (obsolete) .....
232677	11	Work Clamp Arm Hinge Pin, for Ma- chine No. 99w77 .....
232678	9	Work Clamp Base Locking Spring (left) .....
232679	9	Work Clamp Base Locking Spring (right) .....
232686	16	Work Clamp Carrier Side Throw Lev- er Roller Stud, for 201937 .....
232709	33	Needle Driving Bar Link Hinge Stud with 222598 .....
232710	2	Vertical Shaft Bushing (upper) .....
232717	52	Stitch Rotating Lever Connection Screw Washer (upper), for 250400..
232718	5	Buttonhole Cutting Starting Lever Hinge Stud .....
232719	48	Bed Shaft Bevel Gear Position Pin ..
232719	43	Rapid Feed Crank Shaft Gear Posi- tion Pin .....
232719	48	Vertical Shaft Bevel Gear (lower) Po- sition Pin .....
232721	26	Feed Driving Gear (intermediate) Po- sition Pin .....
232721	26	Intermittent Feed Driving Wheel Shaft Gear Position Pin .....
232724	3	Buttonhole Cutting Driving Wheel Lock Stop Plate, for 250290 .....
232725	1	Belt Guard .....
232764	—	Stitch Rotating Lever Connection (lower) complete, Nos. 232807, 232808, two each 172b and 39504 ..
232792	35	Needle Thread Leader .....
232807	52	Stitch Rotating Lever Connection (front section) (lower), for 232764
232808	52	Stitch Rotating Lever Connection (rear section) (lower), for 232764..



No.	Illus.	Name
232815	26	Intermittent Feed Driving Wheel Driving Stud, for 232671 .....
232817	6	Buttonhole Cutting Shaft Pulley Stud, for 250041 and 250535 .....
232821	1	Bed Shaft Bushing (back) Oil Tube (brass) .....
232866	30	Looper Frame Position Pin .....
232870	64	Knife Trueing Fixture Base with 448c, for 232871 .....
232871	—	Knife Trueing Fixture Base 232870 with 59D, 232872 and 232876, for 232878 .....
232872	64	Knife Trueing Fixture Knife Clamping Lever, for 232871 .....
232873	64	Knife Trueing Fixture Oil Stone, for 232875 .....
232874	64	Knife Trueing Fixture Oil Stone Bracket with three 448c, for 232875 .....
232875	—	Knife Trueing Fixture Oil Stone Bracket 232874 with 232873 and 232877, for 232878 .....
232876	64	Knife Trueing Fixture Oil Stone Bracket Shaft, for 232871 .....
232877	64	Knife Trueing Fixture Oil Stone Set Screw Friction Gib, for 232875 ....
232878	—	Singer Knife Trueing Fixture complete, Nos. 232871 and 232875 .....
232879	—	Shaft Pulley (sectional, grooved), $5\frac{1}{2}$ in. diam., $1\frac{3}{8}$ in. bore, with two 597c .....
232880	—	Shaft Pulley (sectional, grooved), $6\frac{1}{2}$ in. diam., $1\frac{3}{8}$ in. bore, with two 597c .....
232881	—	Shaft Pulley (sectional, grooved), $7\frac{1}{2}$ in. diam., $1\frac{3}{8}$ in. bore, with two 597c .....
232882	—	Shaft Pulley (sectional, grooved), $8\frac{1}{2}$ in. diam., $1\frac{3}{8}$ in. bore, with two 597c .....
232883	—	Shaft Pulley (sectional, grooved), $9\frac{1}{2}$ in. diam., $1\frac{3}{8}$ in. bore, with two 597c .....

Nos. 232884 to 232894 (obsolete)

232884	—	Shaft Pulley Belt Guard, for 232964 ..
232885	—	" " " " " 232965 ..
232886	—	" " " " " 232967 ..
232887	—	" " " " " 232969 ..
232888	—	" " " " " 232971 ..
232889	—	" " " " " 232973 ..
232890	—	" " " " " 232975 ..
232891	—	" " " " " 232976 ..
232892	—	" " " " " 232977 ..
232893	—	" " " " " 232978 ..
232894	—	" " " " " 232979 ..

No.	Illus.	Name
232895	58	Thread Unwinder Spool Pin Arm with 759F, for 250445 .....
232896	58	Thread Unwinder Spool Pin Arm Bracket with two 448c, for 250445..
232897	72	Transmitter Shaft (obsolete), for 232898 .....
232898	—	Transmitter, for Buttonhole Cutter complete, Nos. 210559, 232897, 232994 to 232996, three 938E and six 202622 (obsolete) Driving Equipment, for Old Style Power Table .....
232899	58	Thread Unwinder Thread Cone Support, for 250445 .....
232900	56	Wrench, for 201362 and 201668 .....
232901	—	Shaft Pulley Belt Guard (obsolete), for 232963 .....
232919	—	Shaft Pulley (sectional, grooved), 4 in. diam., $1\frac{3}{16}$ in. bore, with two 597C (obsolete) .....
232920	—	Shaft Pulley (sectional, grooved), $4\frac{1}{2}$ in. diam., $1\frac{3}{16}$ in. bore, with two 597C .....
232922	73	Shaft Pulley Belt Guard Stud (obsolete), for 232964, 232965, 232967, 232969, 232971, 232973 and 232975 to 232979 .....
232925	—	Shaft Pulley Belt Guard Stud (obsolete), for 232963 .....
232926	73	Shaft Pulley Belt Guard Stud Bushing (obsolete), for 232964, 232965, 232967, 232969, 232971, 232973 and 232975 to 232979 .....
232927	58	Thread Unwinder Thread Cone Holder Ring, for 250445 .....
232933	—	Belt Shifter complete, Nos. 58F, 204698, 227933, 232941, 232942, 232944, 232945 and two 204126 (obsolete) Driving Equipment, for Old Style Power Table .....
232934	—	Belt, size $\frac{5}{16}$ in. diam., length 17½ ft., with 25029 (obsolete) Driving Equipment, for Old Style Power Table ..
232935	56	Wrench, for 201658, 201659 and 201670

Nos. 232939 to 232979 (obsolete)

#### Driving Equipment for Old Style Power Table

232939	71	Belt Shifter, for 232941 .....
232940	71	“ “ Base, for 232941 .....



No.	Illus.	Name
232941	—	Belt Shifter Base 232940 with 783E, 9281, 232939, 232943, 232946, 232947, 232949 to 232952, two each 32c, 141c, 1528c, 232948 and wood screws 1½ in., No. 12, for 232933 .....
232942	71	Belt Shifter Bell Crank, for 232933 ..
232943	71	“ “ Bracket with two 362F, for 232941 .....
232943	74	Sewing Belt Retaining Finger Bracket with two 362F .....
232944	71	Belt Shifter Hand Rod with 202302, for 232933 .....
232945	71	Belt Shifter Hand Rod Bracket with two wood screws 1 in., No. 10, for 232933 .....

Nos. 232946 to 232952, for 232941

232946	71	Belt Shifter Lever (horizontal) with 436c and 795c .....
232947	71	Belt Shifter Lever (horizontal) Shaft
232948	71	“ “ (vertical) with 436c and 795c .....
232949	71	Belt Shifter Lever (vertical) Shaft ..
232950	71	“ “ Rod Adjusting Bracket with 362F .....
232951	71	Belt Shifter Rod Adjusting Bracket Support .....
232952	71	Belt Shifter Rod (adjustable) .....
232963	—	Shaft Pulley (sectional, grooved), 4½ in. diam., 1⅜ in. bore, with two each 597c, 232901 and four 232925 .....
232964	—	Shaft Pulley (sectional, grooved), 5 in. diam., 1⅜ in. bore, with two each 597c, 232884, four each 232922 and 232926 .....
232965	—	Shaft Pulley (sectional, grooved), 5½ in. diam., 1⅜ in. bore, with two each 597c, 232885, four each 232922 and 232926 .....
232967	—	Shaft Pulley (sectional, grooved), 6 in. diam., 1⅜ in. bore, with two each 597c, 232886, four each 232922 and 232926 .....
232969	—	Shaft Pulley (sectional, grooved), 6½ in. diam., 1⅜ in. bore, with two each 597c, 232887, four each 232922 and 232926 .....

No.	Illus.	Name
232971	—	Shaft Pulley (sectional, grooved), 7 in. diam., $1\frac{3}{8}$ in. bore, with two each 597c, 232888, four each 232922 and 232926 .....
232973	—	Shaft Pulley (sectional, grooved), $7\frac{1}{2}$ in. diam., $1\frac{3}{8}$ in. bore, with two each 597c, 232889, four each 232922 and 232926 .....
232975	—	Shaft Pulley (sectional, grooved), 8 in. diam., $1\frac{3}{8}$ in. bore, with two each 597c, 232890, four each 232922 and 232926 .....
232976	—	Shaft Pulley (sectional, grooved), $8\frac{1}{2}$ in. diam., $1\frac{3}{8}$ in. bore, with two each 597c, 232891, four each 232922 and 232926 .....
232977	—	Shaft Pulley (sectional, grooved), 9 in. diam., $1\frac{3}{8}$ in. bore, with two each 597c, 232892, four each 232922 and 232926 .....
232978	—	Shaft Pulley (sectional, grooved), $9\frac{1}{2}$ in. diam., $1\frac{3}{8}$ in. bore, with two each 597c, 232893, four each 232922 and 232926 .....
232979	—	Shaft Pulley (sectional, grooved), 10 in. diam., $1\frac{3}{8}$ in. bore, with two each 597c, 232894, four each 232922 and 232926 .....
232982	—	Machine Rest Cushion (leather), for 250408 .....
232983	58	Thread Unwinder Spool Pin, for 250445
232987	57	" " " Rest Cushion (felt), for 250445 .....

Nos. 232990 to 232992, for 250445

232990	57	Thread Unwinder Thread Guard .....
232991	58	" " " " Bracket with two 448c .....
232992	57	Thread Unwinder Thread Guard Rod (upper) with 1498c .....

Nos. 232994 to 232996 (obsolete), for 232898

232994	72	Transmitter Frame with two 202244..
232995	72	" Pulley (large) with two 436c
232996	72	" " (small) with two 436c..
*250001	—	Arm .....
250002	2	" Side Cover .....
*250003	—	Bed .....
250004	55	" Cushion (leather) (back), for 250018 and 250019 .....



Nos. 250006 to 250008, for 250018 and 250019

No.	Illus.	Name
250006	55	Bed Cushion (leather) (front) .....
250007	55	" " (rawhide) (inside) .....
250008	55	" " " (outside) .....
250009	—	" End Cover .....
250010	1	" " " Catch Releaser .....
250011	1	" " " Support (left) .....
250012	1	" " " " (right) .....
250013	—	" Extension .....
250014	48	" Shaft .....
250015	2	" " Bushing (front) .....
250017	48	" " Collar with two 1258c ....
250018	55	" Support (left) with 250004, 250006, 250008, two 250007 and six 158E ..
250019	55	Bed Support (right) with 250004, 250006, 250008, two 250007 and six 158E .....
250020	8	Buttonhole Cutting Carrier Cam with 200364c .....
250021	8	Buttonhole Cutting Carrier Lever with 990d, 201366c, 201524E and 201892 ..
250022	3	Buttonhole Cutting Carrier Lever Ad- justing Screw Stud Sleeve .....
250023	3	Buttonhole Cutting Disengaging Lever
250024	3	" " " Push Rod
250027	4	" " Knife Adjusting Block
250029	69	" " " Clamping Lev- er (obsolete) .....
250030	4	Buttonhole Cutting Knife Clamping Plate .....
250031	—	Buttonhole Cutting Lever (lower), for 250469 and 251267 .....
250032	5	Buttonhole Cutting Lever (lower) Cam with 453c .....
250033	5	Buttonhole Cutting Lever (upper) with 232482 and two 232483 .....
250034	65	Buttonhole Cutting Lever (upper) Cam with 453c (obsolete) .....
250035	70	Buttonhole Cutting Lever Bracket with 200089d (obsolete) .....
250036	5	Buttonhole Cutting Lever Bracket Gib (left) .....
250037	5	Buttonhole Cutting Lever Bracket Gib (right) .....
250038	4	Buttonhole Cutting Lever Hinge Stud
250039	6	" " Pressure Wedge with 232056 .....

No.	Illus.	Name
250040	5	Buttonhole Cutting Shaft .....
250041	65	" " " Pulley (loose) with eight 232817 (obsolete) .....
250042	5	Buttonhole Cutting Starting Lever with 201085c .....
250043	7	Buttonhole Cutting Starting Lever Plate .....
250044	7	Buttonhole Cutting Starting Lever Spring .....
250045	7	Buttonhole Cutting Trip Lever with 460c .....
250046	7	Buttonhole Cutting Trip Lever Bracket
250047	7	" " " " Safety Lever with 237F .....
250048	7	Buttonhole Cutting Trip Lever Shaft
250049	7	" " " " Spring
250050	24	Driving Wheel (loose) .....
250052	25	Feed Adjusting Gear Bracket .....
250053	25	" " " " Clamping Post .....
250054	25	Feed Driving Gear (intermediate) with 457c, for Machine No. 99w75 .....
250055	26	Feed Driving Gear (intermediate) Shaft .....
250056	17	Feed Wheel with three 232382, for Ma- chine No. 99w75 .....
250057	15	Feed Wheel Driving Pawl .....
250058	15	" " " " Spring ....
250059	16	" " Friction Ring Bracket ...
250060	16	" " " " Section (long)
250061	16	" " " " " (short)
250062	15	" " Ring Gib .....
250063	26	Intermittent Feed Driving Wheel Shaft Gear with 465c, for Machine No. 99w75 .....
250064	27	Loop Retainer (left) .....
250065	27	" " " Carrier .....
250066	27	" " (right) .....
250067	27	" " " Carrier .....
250068	27	" " Adjusting Block .....
250069	32	" " Cam with 442E .....
250070	27	" " Carrier Link .....
250071	27	" " " Shaft .....
250072	27	" " " " Collar ....
250073	27	" " Driving Bar .....
250074	27	" " Shim (.005 in. thick) ...
250075	32	" " Slide with 201943 .....
250076	27	" " " Gib (lower) .....
250077	27	" " " " (upper) .....
*250078	27	" " " Guide Extension ..



No.	Illus.	Name
250079	28	Looper (non threaded) .....
250080	28	" (threaded), for Machines Nos. 99w75 to 99w77 .....
250081	32	Looper Bracket with 735E .....
250082	32	" " Frame Chip Guard ....
250084	52	" " Rotating Gear Position Pin .....
250085	28	Looper Carrier .....
250086	28	" " Link .....
250087	28	" Driving Bar .....
250088	28	" " Connection with 1120c, 250471 and two 233D .....
250089	28	Looper Driving Connection Slide Rod
250090	28	" " " " " " Bushings (lower) .....
250091	28	Looper Driving Connection Slide Rod Bushings (upper) .....
250092	28	Looper Driving Crank .....
250093	65	" " " Bushings (obso- lete) .....
250094	28	Looper Driving Crank Gear with 735E
250095	28	" " " " Position Pin .....
250096	28	Looper Driving Crank Link .....
250097	29	" " Disc .....
250098	29	" " Gear .....
250099	29	" " Roller Stud, for 201953.
*250100	29	" Frame .....
250101	30	" Screw Washer .....
250102	30	" Thread Leader .....
250104	70	Lower Cord Guide (obsolete) .....
250105	33	Needle Bar Driving Crank with 200394c and two 200382c .....
250106	33	Needle Driving Bar, for Machines Nos. 99w75 to 99w77 .....
250108	33	Needle Driving Bar Swivel with 210933
250109	31	" Guard .....
250110	33	" Holder with 853c .....
250111	33	" " Gauge Plate, for Machines Nos. 99w75 and 99w77 .....
250112	33	Needle Holder Gauge Plate Block ...
250113	33	" " Slide, for Machines Nos. 99w75 to 99w77 .....
250114	33	Needle Holder Slide Lever, for Ma- chines Nos. 99w75 to 99w77 .....
250115	33	Needle Holder Slide Lever Stud, for Machines Nos. 99w75 to 99w77 ...
250116	33	Needle Holder Slide Lever Stud Screw Washer .....

No.	illus.	Name
250117	52	Needle Rotating Gear with 460E ....
250118	52	" " " Key .....
250119	34	" Thread Guide .....
250120	69	" " Nipping Cam with 460c (obsolete) .....
250122	67	Needle Thread Nipping Lever with 200075c, 200139E, 201103c, 201534E, 201535E, 201869 and 250123 (obsolete)
250123	67	Needle Thread Nipping Lever Roller Stud Washer (obsolete), for 250122

## Nos. 250126 to 250136 (obsolete)

250126	69	Needle Thread Take-up with 735c ..
250127	69	" " " Shaft .....
250128	67	" " " " Bracket ..
250129	67	" " " Spring .....
250130	67	" " " Stop Plate
250131	67	" " " Thread Guide
250132	67	" " " " "

Hinge Pin .....

250133	67	Needle Thread Take-up Thread Guide Spring Latch .....
250134	67	Needle Thread Take-up Thread Strip- per .....
250135	67	Needle Thread Tension Releaser Arm
250136	67	" " " " "

Plate .....

250137	35	Needle Thread Tension Releaser Lev- er with 201436c .....
250138	35	Needle Thread Tension Releaser Lev- er Link .....
250139	67	Needle Thread Tension Thread Guide (obsolete) .....

250140	38	Needle Vibrating Adjusting Link ....
250141	38	" " Bell Crank .....
250142	38	" " " " Connection
250143	37	" " " " "

End Bearing 38443 with 42525,  
201449c and two 187D .....

250144	38	Needle Vibrating Lever .....
250145	38	" " Rod .....
250146	38	" " " Guide with 462c..
250147	37	" " Switch .....
250148	39	Pattern Wheel Position Stud, for 250149 .....
250149	40	Pattern Wheel Shaft with 250148 ....
250150	40	" " " Bevel Gear with 168D .....



No.	Illus.	Name
250151	40	Pattern Wheel Shaft Bushing (left) ..
250152	40	" " " " (right) ..
250153	41	Rapid Feed Clutch Roller Retainer ..
250154	41	" " " Disengaging Lever
250155	41	" " " " Sleeve ..
250156	41	" " " Driving Disc .....
250157	41	" " " Roller Carrier with 624E .....
250158	41	Rapid Feed Crank Shaft .....
250159	41	" " " " Bushing (back) .....
250160	41	Rapid Feed Crank Shaft Bushing (back) Oil Tube (lower) (brass) ..
250161	41	Rapid Feed Crank Shaft Bushing (front) .....
250162	67	Rapid Feed Crank Shaft Gear with 458c (obsolete) .....
250163	42	Rapid Feed Driving Gear .....
250164	42	" " Gear Guard .....
250167	42	" " Intermediate Gear Screw Stud Nut Washer .....
250170	43	Rapid Feed Pawl Bell Crank with 202299 .....
250171	43	Rapid Feed Pawl Bell Crank Slide Block Section .....
250172	43	Rapid Feed Pawl Guide .....
250173	42	" " Slide Bar .....
250174	42	" " " " Bushing (left)
250175	42	" " " " " (right)
250176	43	" " " " Fork Connec- tion with 889c .....
250177	67	Rapid Feed Slide Bar Locking Plunger (obsolete) .....
250178	43	Rapid Feed Slide Bar Locking Plunger Bracket .....
250179	43	Rapid Feed Slide Bar Locking Plunger Spring .....
250180	44	Rapid Feed Starting Latch .....
250181	44	" " " Lever with 179E and 457E .....
250182	44	Rapid Feed Starting Lever (operated by stop motion) with 457E .....
250183	44	Rapid Feed Starting Lever Latch ....
250184	44	" " " " " Spring
250185	45	" " " " Shaft .....
250186	44	" " " " " Collar (left) with 200113F .....
250187	45	Rapid Feed Starting Pawl .....
250188	44	" " " " Spring ....
250188	44	" " Stop Pawl Spring .....

No.	Illus.	Name
250189	45	Rapid Feed Starting Trip Lever with 457E .....
250190	46	Rapid Feed Stop Latch .....
250191	46	" " " " Spring .....
250192	45	" " Stop Pawl .....
250193	69	" " " " Spring (obsolete) .....
250194	46	Rapid Feed Stop Trip Lever .....
250195	45	" " Worm with 453c .....
250196	45	" " " Ball Bearing Cup ..
250197	45	" " " Wheel .....
250198	45	" " " " Collar with two 453c .....
250199	50	Starting Bell Crank .....
250200	50	" Latch .....
250201	50	" " Spring .....
250202	50	" Rod .....
250203	50	" " Block with 203E .....
250204	50	" " Lock .....
250205	50	" " " Spring .....
250206	50	" " " " Screw Washer
250206	11	Work Clamp Arm Angle Support Screw Washer .....
250207	47	Starting Rod Safety Lock .....
250210	—	Stitch Regulating Gear, 22 teeth .....
250211	—	" " " 26 teeth .....
250212	26	" " " 28 teeth .....
250213	26	" " " 33 teeth .....
250214	26	" " " 34 teeth .....
250215	51	" Rotating Lever (lower) with 458c
250216	51	" " Sector (lower) .....
250217	51	" " " (upper) .....
250218	53	Stop Lever Crank with 453c .....
250219	53	" " Link .....
250220	53	" " " Connection .....
250221	54	" " " " Locking Pin
250222	54	" " " " " " Spring .....
250223	53	Stop Lever Operating Lever .....
250224	54	" " " Plate .....
250225	53	" " Shaft .....
250226	—	Throat Plate, for pyramid purl, for Machines Nos. 99w75 to 99w77 .....
250227	48	Vertical Shaft Bevel Gear (upper) with two 453c .....
250228	68	Work Clamp Arm (left) (obsolete) ..
250229	68	" " " (right) (obsolete) ..
250230	12	" " " Bracket (left) .....
250231	12	" " " " (right) .....
250232	9	" " " Cam with 209F .....



No.	Illus.	Name
250233	9	Work Clamp Arm Cam Shaft (left) ..
250234	9	" " " " (right) ..
250235	12	" " Base (left) with 232304 ..
250236	12	" " " " Guard .....
250237	12	" " " (right) with 232304..
250238	12	" " " " Guard .....
250239	12	" " " Clamping Plate (left), for Machine No. 99w75 .....
250240	12	Work Clamp Base Clamping Plate (right), for Machine No. 99w75 ...
250241	10	Work Clamp Base Spring (left) .....
250242	10	" " " " (right) .....
250243	17	" " Carrier Base Plate with 250439 .....
250244	16	Work Clamp Carrier Feed Lever ....
250245	15	" " " " " Link
250246	15	" " " " " "
		Block .....
250247	15	Work Clamp Carrier Feed Lever Rol- ler Stud, for 201962 .....
250248	17	Work Clamp Carrier Side Throw Lev- er (lower section) with 201097c and 201530E .....
250249	17	Work Clamp Carrier Side Throw Lev- er (upper section) with 201374E and 201937 .....
250250	15	Work Clamp Carrier Side Throw Lev- er Lock Pin with 201940 and 350072E
250251	15	Work Clamp Carrier Side Throw Lev- er Lock Pin Spring .....
250252	16	Work Clamp Carrier Side Throw Lev- er Slide Block Guide .....
250253	17	Work Clamp Carrier Slide (left) with 200380c .....
250254	17	Work Clamp Carrier Slide (right) with 200380c .....
250255	17	Work Clamp Carrier Slide Stay Plate
250256	68	" " Check (left) (obsolete)..
250257	68	" " " (right) (obsolete)..
250258	11	" " " Spring, for Machine No. 99w77 .....
250259	68	Work Clamp Closing Lever with 201532H, 201948 and 228026 (obso- lete) .....
250261	14	Work Clamp Closing Lever Disengag- ing Block .....
250262	68	Work Clamp Closing Lever Engaging Stud (obsolete) .....
250263	13	Work Clamp Closing Lever Engaging Stud Latch .....

No.	Illus.	Name
250264	14	Work Clamp Closing Lever Engaging Stud Latch Spring .....
250265	14	Work Clamp Closing Lever Engaging Stud Spring .....
250266	11	Work Clamp Closing Lever (hand) with 209F .....
250267	14	Work Clamp Closing Lever Spring ..
250268	11	" " Connection Lever (left) ..
250269	11	" " " " (right) ..
250270	18	" " Opening Bell Crank with 1819 .....
250271	18	Work Clamp Opening Cam with 462c
250272	18	" " " Lever .....
250273	69	" " " Rod Connection (obsolete) .....
250274	18	Work Clamp Opening Rod Guide with 808E .....
250275	18	Work Clamp Opening Stop (adjustable) .....
250276	19	Work Clamp Spreader (left) .....
250277	19	" " " (right) .....
250278	19	" " " Adjusting Screw Bracket, for Machine No. 99w77 ..
250279	19	Work Clamp Spreader Base Plate ...
250280	19	" " " Connection .....
250281	19	" " " " Link (left)
250282	19	" " " " " (right)
250283	19	" " " Operating Fork Lever .....
250284	19	Work Clamp Spreader Operating Fork Lever Stop Plate .....
250284	19	Work Clamp Spreader Stop Plate ...
250285	19	" " " Operating Pawl, for 250458 and 252513 .....
250286	19	Work Clamp Spreader Operating Pawl Spring .....
250287	69	Work Clamp Spreader Releaser (obsolete) .....
250288	—	Drip Pan .....
250289	56	Wrench, for 350111 .....
250290	8	Buttonhole Cutting Driving Wheel with 446C, 232724 and two 1094E ..
250291	53	Driving Wheel Stop Cam with 202619
250294	—	Buttonhole Cutting Block (brass), $\frac{3}{8}$ in. (eye), for Machine No. 99w75 ..

Nos. 250296 to 250298, for Machine No. 99w75

250296	—	Buttonhole Cutting Block (brass), $\frac{3}{8}$ in. (eye) .....
--------	---	---



No.	Illus.	Name
250297	—	Buttonhole Cutting Block (brass), $1\frac{1}{8}$ in. (eye) .....
250298	—	Buttonhole Cutting Block (brass), $\frac{7}{8}$ in. (eye) .....

Nos. 250300 to 250302, for Machine No. 99w75

250300	3	Buttonhole Cutting Block (brass), 1 in. (eye) .....
250301	—	Buttonhole Cutting Block (brass), $1\frac{1}{8}$ in. (eye) .....
250302	62	Buttonhole Cutting Block (brass), $1\frac{1}{8}$ in. (eye) .....
250304	—	Buttonhole Cutting Block (brass), $1\frac{1}{8}$ in. (eye), for Machine No. 99w75 ..
250306	—	Buttonhole Cutting Block (brass), $1\frac{1}{8}$ in. (eye), for Machine No. 99w75 ..

Nos. 250308 to 250315, for Machine No. 99w75

250308	—	Buttonhole Cutting Block (brass), $1\frac{1}{8}$ in. (eye) .....
250309	—	Buttonhole Cutting Block (brass), $\frac{5}{8}$ in. (taper bar) .....
250310	—	Buttonhole Cutting Block (brass), $\frac{3}{4}$ in. (taper bar) .....
250311	62	Buttonhole Cutting Block (brass), $1\frac{1}{8}$ in. (taper bar) .....
250312	—	Buttonhole Cutting Block (brass), $1\frac{1}{8}$ in. (taper bar) .....
250313	—	Buttonhole Cutting Block (brass), $\frac{3}{4}$ in. (taper bar) .....
250314	—	Buttonhole Cutting Block (brass), 1 in. (taper bar) .....
250315	—	Buttonhole Cutting Block (brass), $1\frac{1}{8}$ in. (taper bar) .....

Nos. 250317 to 250322, for Machine No. 99w75

250317	—	Buttonhole Cutting Block (brass), $\frac{5}{8}$ in. (straight) .....
250318	62	Buttonhole Cutting Block (brass), $\frac{3}{4}$ in. (straight) .....
250319	—	Buttonhole Cutting Block (brass), 1 in. (straight) .....
250320	—	Buttonhole Cutting Block (brass), $1\frac{1}{8}$ in. (straight) .....
250321	—	Buttonhole Cutting Block (brass), $1\frac{1}{8}$ in. (straight) .....
250322	—	Buttonhole Cutting Block (brass), $1\frac{1}{8}$ in. (straight) .....

No.	Illus.	Name
250325	—	Pattern Wheel, for $1\frac{1}{8}$ in. Eye and $\frac{3}{8}$ in. Taper Bar Buttonhole (large eye), for 250326 .....
250326	—	Pattern Wheel, for $1\frac{1}{8}$ in. Eye and $\frac{3}{8}$ in. Taper Bar Buttonhole (large eye), complete, Nos. 250325, 250371, 250384, two each 175E, 203E, 250372 and three 391D, for Machine No. 99w75 .....

Nos. 250343 to 250354, for Machine No. 99w75

250343	—	Pattern Wheel, for $\frac{3}{8}$ in. Eye and $\frac{5}{8}$ in. Taper Bar Buttonhole (large eye), for 250344 .....
250344	—	Pattern Wheel, for $\frac{3}{8}$ in. Eye and $\frac{5}{8}$ in. Taper Bar Buttonhole (large eye), complete, Nos. 250343, 250371, 250380, two each 175E, 203E, 250372 and three 391D .....
250345	—	Pattern Wheel, for 1 in. Eye and $\frac{3}{4}$ in. Taper Bar Buttonhole (large eye), for 250346 .....
250346	—	Pattern Wheel, for 1 in. Eye and $\frac{3}{4}$ in. Taper Bar Buttonhole (large eye), complete, Nos. 250345, 250371, 250382, two each 175E, 203E, 250372 and three 391D .....
250347	—	Pattern Wheel, for $1\frac{1}{8}$ in. Eye and $1\frac{1}{8}$ in. Taper Bar Buttonhole (large eye), for 250348 .....
250348	—	Pattern Wheel, for $1\frac{1}{8}$ in. Eye and $1\frac{1}{8}$ in. Taper Bar Buttonhole (large eye), complete, Nos. 250347, 250371, 250388, two each 175E, 203E, 250372 and three 391D .....
250349	—	Pattern Wheel, for $1\frac{1}{2}$ in. Eye and $1\frac{1}{4}$ in. Taper Bar Buttonhole (large eye), for 250350 .....
250350	—	Pattern Wheel, for $1\frac{1}{2}$ in. Eye and $1\frac{1}{4}$ in. Taper Bar Buttonhole (large eye), complete, Nos. 250349, 250371, 250390, two each 175E, 203E, 250372 and three 391D .....
250351	—	Pattern Wheel, for $1\frac{1}{4}$ in. Eye and 1 in. Taper Bar Buttonhole (large eye), for 250352 .....



No.	Illus.	Name
250352	—	Pattern Wheel, for $1\frac{1}{4}$ in. Eye and 1 in. Taper Bar Buttonhole (large eye), complete, Nos. 250351, 250371, 250386, two each 175E, 203E, 250372 and three 391D .....
250353	—	Pattern Wheel, for $1\frac{1}{2}$ in. Eye and $1\frac{3}{8}$ in. Taper Bar Buttonhole (large eye), for 250354 .....
250354	—	Pattern Wheel, for $1\frac{1}{2}$ in. Eye and $1\frac{3}{8}$ in. Taper Bar Buttonhole (large eye), complete, Nos. 250353, 250371, 250390, two each 175E, 203E, 250372 and three 391D .....
Nos. 250359 to 250370, for Machine No. 99w75		
250359	—	Pattern Wheel, for $\frac{5}{8}$ in. Eye and Straight Buttonhole (large eye), for 250360 .....
250360	—	Pattern Wheel, for $\frac{5}{8}$ in. Eye and Straight Buttonhole (large eye), complete, Nos. 250359, 250376, two each 203E, 250372 and three 391D ..
250361	—	Pattern Wheel, for $\frac{3}{4}$ in. Eye and Straight Buttonhole (large eye), for 250362 .....
250362	—	Pattern Wheel, for $\frac{3}{4}$ in. Eye and Straight Buttonhole (large eye) complete, Nos. 250361, 250378, two each 203E, 250372 and three 391D .....
250363	—	Pattern Wheel, for 1 in. Eye and Straight Buttonhole (large eye), for 250364 .....
250364	—	Pattern Wheel, for 1 in. Eye and Straight Buttonhole (large eye) complete, Nos. 250363, 250382, two each 203E, 250372 and three 391D .....
250365	—	Pattern Wheel, for $1\frac{1}{2}$ in. Eye and Straight Buttonhole (large eye), for 250366 .....
250366	—	Pattern Wheel, for $1\frac{1}{2}$ in. Eye and Straight Buttonhole (large eye) complete, Nos. 250365, 250390, two each 203E, 250372 and three 391D .....
250367	—	Pattern Wheel, for $1\frac{1}{8}$ in. Eye and Straight Buttonhole (large eye), for 250368 .....
250368	—	Pattern Wheel, for $1\frac{1}{8}$ in. Eye and Straight Buttonhole (large eye) complete, Nos. 250367, 250384, two each 203E, 250372 and three 391D .....

No.	Illus.	Name
250369	—	Pattern Wheel, for 1½ in. Eye and Straight Buttonhole (large eye), for 250370 .....
250370	—	Pattern Wheel, for 1½ in. Eye and Straight Buttonhole (large eye) complete, Nos. 250369, 250386, two each 203E, 250372 and three 391D .....
250371	40	Pattern Wheel Cam Block, for 250326, 250344, 250346, 250348, 250350. 250352 and 250354 .....
250372	39	Pattern Wheel Rapid Feed Trip Point
250376	—	“ “ Ring with 211E, 250443 and 250444, for 250360 and 251217 ..
250377	—	Pattern Wheel Ring with 211E, 250443 and 250444, for 250490 .....
250378	—	Pattern Wheel Ring with 211E, 250443 and 250444, for 250362, 250624, 250672 and 251221 .....
250379	—	Pattern Wheel Ring with 211E, 250443 and 250444, for 250480 and 251223 ..
250380	—	Pattern Wheel Ring with 211E, 250443 and 250444, for 250344, 251225 and 251251 .....
250381	—	Pattern Wheel Ring with 211E, 250443 and 250444, for 250482 .....
250382	40	Pattern Wheel Ring with 211E, 250443 and 250444, for 250346, 250364, 250628, 250682, 251229 and 251253 ..
250383	—	Pattern Wheel Ring with 211E, 250443 and 250444, for 250484 and 251231 ..
250384	—	Pattern Wheel Ring with 211E, 250443 and 250444, for 250326, 250368, 251233 and 251255 .....
250385	—	Pattern Wheel Ring with 211E, 250443 and 250444, for 250486 .....
250386	40	Pattern Wheel Ring with 211E, 250443 and 250444, for 250352, 250370, 250630, 250634, 250678, 250721, 250749, 251237, 251257, 252515 and 252521 .....
250387	—	Pattern Wheel Ring with 211E, 250443 and 250444, for 250488 .....
250388	—	Pattern Wheel Ring with 211E, 250443 and 250444, for 250348, 251241 and 251259 .....
250390	—	Pattern Wheel Ring with 211E, 250443 and 250444, for 250350, 250354, 250366, 251245, 251261 and 251263 ..
250394	51	Stitch Rotating Lever Rock Shaft ..



No.	Illus.	Name
*250395	25	Intermittent Feed Driving Wheel Bracket .....
250396	2	Vertical Shaft Bushing (lower) .....
250397	1	Bed Extension Position Pin .....
250398	44	Rapid Feed Driving Gear Key .....
250399	69	Needle Thread Take-up Shaft Bracket Position Pin (obsolete) .....
250400	—	Stitch Rotating Lever Connection (upper) complete, Nos. 232592, 232593, 232717 and two 193D .....
250401	11	Work Clamp Arm Adjusting Wedge, for Machine No. 99w77 .....
250402	55	Wrench, for 201442 and 201445 .....
250403	—	Pattern Wheel Cabinet .....
250404	54	Stop Lever Spring .....
250405	43	Rapid Feed Intermediate Gear Screw Stud Washer .....
250406	14	Work Clamp Closing Lever Disengaging Block Shim (.005 in. thick) ...
250407	14	Work Clamp Closing Lever Disengaging Block Shim (.010 in. thick) ...
250408	55	Machine Rest (high) with 232982 and two wood screws 1 in., No. 13 .....
250409	44	Rapid Feed Starting Lever Spring ..
250410	27	Loop Retainer Driving Bar Collar with 200130D .....
250412	55	Threader Wire (small) .....
250415	—	Stitch Regulating Gear, 38 teeth ....
250416	54	Stop Lever Interlocking Slide Spring
250417	54	Driving Wheel Stop Cam Spring ....
250418	49	Finger Starting Lever with 250435 and 250436 .....
250419	49	Finger Starting Lever Hinge Block ..
250420	49	" " " (intermediate)
250421	49	" " " " " Bracket with 991c and 1550H .....
250422	49	Finger Starting Lever Spring .....
250423	49	Starting Rod Spring .....
250424	58	Thread Unwinder Spool Pin Cap, for 250445 .....
250425	30	Looper Thread Controlling Cam .....
250426	30	" " " Lever with 1819
250427	30	" " " " Bracket .
250428	30	" " " " Spring ..
250429	27	Loop Retainer Slide Roller Stud, for 201943 .....
250430	69	Rapid Feed Tripping Pawl (obsolete)
250431	69	" " " " Lever with 250437 (obsolete) .....

No.	Illus.	Name
250432	46	Rapid Feed Tripping Pawl Lever Bracket .....
250433	70	Rapid Feed Tripping Pawl Spring (obsolete) .....
250435	49	Finger Starting Lever Stud (back), for 250418 .....
250436	49	Finger Starting Lever Stud (front), for 250418 .....
250437	67	Rapid Feed Tripping Pawl Stop Pin (obsolete), for 250431 .....
250439	9	Work Clamp Base Retaining Stud, for 250243 .....
250442	34	Needle Thread Controller .....
250443	39	Pattern Wheel Ring Adjusting Segment .....
250444	21	Lower Cord Leader Screw Washer ..
250444	39	Pattern Wheel Ring Adjusting Segment Screw Washer .....
250444	9	Work Clamp Arm Support Block Screw Washer .....
250445	—	Thread Unwinder complete, Nos. 60455, 202490, 227499, 232899, 232927, 232990 to 232992, 250453, 250454, 250472, two 232983, three each 201239D, 225390, 232363, 232417, 232895, 232896, 232987 and 250424 .....
250446	28	Looper Driving Crank Bushing .....
250447	31	Throat Plate Adjusting Block .....
250448	31	" " for flat purl .....
250449	27	Loop Retainer Shim (.010 in. thick) ..
250450	27	" " (.020 in. thick) ..
250451	21	Lower Cord Tube Bracket .....
250452	42	Rapid Feed Crank Shaft Gear with 458c .....
250453	57	Thread Unwinder Thread Guard Rod (lower), for 250445 .....
250454	58	Thread Unwinder Thread Guard Rod Coupling with two 456c, for 250445 ..
250455	68	Work Clamp Closing Lever Engaging Stud (obsolete) .....
250456	7	Buttonhole Cutting Starting Lever Safety Plate .....
250457	19	Work Clamp Spreader Operating Pawl Adjusting Block, for 250458 .....
250458	—	Work Clamp Spreader Operating Pawl complete, Nos. 176D, 7071, 250285 and 250457 .....
250460	—	Buttonhole Cutting Knife (.140 x .169 eye), for Machine No. 99w75 .....



No.	Illus.	Name
250461	4	Buttonhole Cutting Knife (large eye), for Machine No. 99w75 .....
250462	30	Looper Frame Chip Guard .....
250463	18	Work Clamp Opening Rod Connection
250464	5	Buttonhole Cutting Lever Bracket with 200089D, for 250530 .....
250465	5	Buttonhole Cutting Lever Bracket Arm, for 250530 .....
250466	62	Buttonhole Cutting Knife (straight), for Machine No. 99w75 .....
250467	4	Buttonhole Cutting Knife (medium eye), for Machine No. 99w75 .....
250468	3	Buttonhole Cutting Block Pinch Screw Washer .....
250469	66	Buttonhole Cutting Lever 250031 with 250470 (obsolete) .....
250470	70	Buttonhole Cutting Lever Spring Stud (obsolete), for 250469 .....
250471	28	Looper Driving Connection Plate, for 250088 .....
250472	57	Thread Unwinder Thread Cop Holder, for 250445 .....
250473	26	Feed Adjusting Gear Bracket Clamp- ing Screw Washer .....
250474	4	Buttonhole Cutting Knife Base Plate
250475	4	" " " Clamping Lever .....
250476	63	Work Position Gauge (left) .....
250477	63	" " " (right) .....
250478	—	Stitch Regulating Gear, 42 teeth ....

Nos. 250479 to 250490, for Machine No. 99w75

250479	—	Pattern Wheel, for $\frac{1}{8}$ in. Eye (large eye) and $\frac{5}{8}$ in. Taper Bar (medium eye) Buttonhole, for 250480 .....
250480	—	Pattern Wheel, for $\frac{1}{8}$ in. Eye (large eye) and $\frac{5}{8}$ in. Taper Bar (medium eye) Buttonhole, complete, Nos. 250379, 250479, two each 203E, 250372 and three 391D .....
250481	—	Pattern Wheel, for $\frac{1}{8}$ in. Eye (large eye) and $\frac{3}{4}$ in. Taper Bar (medium eye) Buttonhole, for 250482 .....
250482	—	Pattern Wheel, for $\frac{1}{8}$ in. Eye (large eye) and $\frac{3}{4}$ in. Taper Bar (medium eye) Buttonhole, complete, Nos. 250381, 250481, two each 203E, 250372 and three 391D .....

No.	Illus.	Name
250483	—	Pattern Wheel, for $1\frac{1}{16}$ in. Eye (large eye) and $\frac{7}{8}$ in. Taper Bar (medium eye) Buttonhole, for 250484 .....
250484	—	Pattern Wheel, for $1\frac{1}{16}$ in. Eye (large eye) and $\frac{7}{8}$ in. Taper Bar (medium eye) Buttonhole, complete, Nos. 250383, 250483, two each 203E, 250372 and three 391D .....
250485	—	Pattern Wheel, for $1\frac{3}{16}$ in. Eye (large eye) and 1 in. Taper Bar (medium eye) Buttonhole, for 250486 .....
250486	—	Pattern Wheel, for $1\frac{3}{16}$ in. Eye (large eye) and 1 in. Taper Bar (medium eye) Buttonhole, complete, Nos. 250385, 250485, two each 203E, 250372 and three 391D .....
250487	—	Pattern Wheel, for $1\frac{5}{16}$ in. Eye (large eye) and $1\frac{1}{8}$ in. Taper Bar (medium eye) Buttonhole, for 250488 .....
250488	—	Pattern Wheel, for $1\frac{5}{16}$ in. Eye (large eye) and $1\frac{1}{8}$ in. Taper Bar (medium eye) Buttonhole, complete, Nos. 250387, 250487, two each 203E, 250372 and three 391D .....
250489	—	Pattern Wheel, for $1\frac{7}{16}$ in. Eye (large eye) and $1\frac{1}{4}$ in. Taper Bar (medium eye) Buttonhole, for 250490 .....
250490	—	Pattern Wheel, for $1\frac{7}{16}$ in. Eye (large eye) and $1\frac{1}{4}$ in. Taper Bar (medium eye) Buttonhole, complete, Nos. 250377, 250489, two each 203E, 250372 and three 391D .....
250494	66	Work Clamp Closing Lever with 201532H, 201948 and 228026 (obsolete) .....
250495	41	Rapid Feed Crank Shaft Bushing (back) Oil Tube (upper) (brass) ..
250496	22	Cord Leader (upper), for 250501 .....
250497	22	" " " Gib, for 250503 ..
250498	22	" " " Slide, for 250501 and 252524 .....
250499	22	Cord Leader (upper) Slide Cap Plate, for 250503 and 252506 .....
250500	22	Cord Leader (upper) Slide Spring, for 250503 and 252506 .....
250501	—	Cord Leader (upper) complete, Nos. 223D, 202603, 250496 and 250498, for 250503 .....
250502	22	Cord Spool Pin Bracket (upper), for 250503 and 252506 .....



No.	Illus.	Name
250503	—	Buttonhole Cording Device complete, Nos. 487E, 1520E, 8039, 10111, 10112, 10150, 250497, 250499 to 250502 and two 200161D .....
250504	23	Work Clamp Arm (left), for 250665 ..
250506	23	" " " (right), for 250666..
250508	23	" " " (left), for 250509 ..
250509	—	Work Clamp Check (left) complete, Nos. 250508, 250512, 251355 and two 229D, for 251356 .....
250510	23	Work Clamp Check (right), for 250511
250511	—	Work Clamp Check (right) complete, Nos. 250510, 250513, 251355 and two 229D, for 251357 .....
250512	23	Work Clamp Check Extension (left), for 250509 and 250668 .....
250513	23	Work Clamp Check Extension (right), for 250511 and 250670 .....
250514	68	Work Clamp Spreader Reinforcing Plate (obsolete) .....
250515	68	Work Clamp Spreader Reinforcing Plate Position Pin (obsolete) .....
250516	68	Work Clamp Spreader Reinforcing Stud (obsolete) .....
250518	—	Thread Lubricating Cup with 171E, 250519 and 250520 .....
250519	—	Thread Lubricating Cup Oil Pad, for 250518 .....
250520	—	Thread Lubricating Cup Thread Guide, for 250518 .....
*250521	—	Screw Driver Blade, for 250522 .....
250522	56	Screw Driver complete (for needle set screw), Nos. 225483 and 250521 ....
250530	—	Buttonhole Cutting Lever Bracket complete, Nos. 250464, 250465 and two 50027D .....
250531	20	Work Clamp Spreading Reinforcing Plate (left) .....
250532	20	Work Clamp Spreading Reinforcing Plate (right) .....
250533	21	Lower Cord Guide .....
250534	42	Rapid Feed Intermediate Gear (bronze) .....
250535	5	Buttonhole Cutting Shaft Pulley (loose) with 250536, two each 172D, 210750 and eight 232817 .....
250536	—	Work Clamp Closing Lever Cam Groove Protector, for 250535 .....

Nos. 250601 to 250610, for Machine No. 99w76

No.	Illus.	Name
250601	—	Buttonhole Cutting Block (brass), $\frac{5}{8}$ in. (eye) .....
250602	62	Buttonhole Cutting Block (brass), $\frac{5}{8}$ in. (straight) .....
250603	—	Buttonhole Cutting Block (brass), $\frac{3}{4}$ in. (eye) .....
250604	—	Buttonhole Cutting Block (brass), $\frac{3}{4}$ in. (straight) .....
250605	—	Buttonhole Cutting Block (brass), $1\frac{1}{8}$ in. (eye) .....
250606	—	Buttonhole Cutting Block (brass), $\frac{5}{8}$ in. (taper bar); also for Machine No. 99w78 .....
250607	3	Buttonhole Cutting Block (brass), 1 in. (eye) .....
250608	—	Buttonhole Cutting Block (brass), $\frac{3}{4}$ in. (taper bar); also for Machine No. 99w78 .....
250609	62	Buttonhole Cutting Block (brass), $1\frac{1}{8}$ in. (eye) .....
250610	62	Buttonhole Cutting Block (brass), $\frac{3}{8}$ in. (taper bar); also for Machine No. 99w78 .....
250612	—	Buttonhole Cutting Block (brass), 1 in. (straight), for Machine No. 99w76
250614	—	Buttonhole Cutting Block (brass), $\frac{3}{8}$ in. (eye), for Machine No. 99w76 ..
250615	—	Buttonhole Cutting Block (brass), $\frac{3}{8}$ in. (straight), for Machine No. 99w76

Nos. 250623 to 250634, for Machine No. 99w76

250623	—	Pattern Wheel, for $\frac{5}{8}$ in. Eye and Straight Buttonhole (large eye), for 250624 .....
250624	—	Pattern Wheel, for $\frac{5}{8}$ in. Eye and Straight Buttonhole (large eye), complete, Nos. 250378, 250623, two each 203E, 250372 and three 391D ..
250625	—	Pattern Wheel, for $\frac{3}{4}$ in. Eye and Straight Buttonhole (large eye), for 250626 .....
250626	—	Pattern Wheel, for $\frac{3}{4}$ in. Eye and Straight Buttonhole (large eye), complete, Nos. 250625, 250644, two each 203E, 250372 and three 391D ..
250627	—	Pattern Wheel, for $1\frac{1}{8}$ in. Eye and $\frac{5}{8}$ in. Taper Bar Buttonhole (large eye), for 250628 .....



No.	Illus.	Name
250628	—	Pattern Wheel, for $1\frac{1}{8}$ in. Eye and $\frac{3}{4}$ in. Taper Bar Buttonhole (large eye), complete, Nos. 250382, 250627, 250732, two each 175E, 203E, 250372 and three 391D .....
250629	—	Pattern Wheel, for 1 in. Eye and $\frac{3}{4}$ in. Taper Bar Buttonhole (large eye), for 250630 .....
250630	—	Pattern Wheel, for 1 in. Eye and $\frac{3}{4}$ in. Taper Bar Buttonhole (large eye), complete, Nos. 250386, 250629, 250732, two each 175E, 203E, 250372 and three 391D .....
250631	—	Pattern Wheel, for $1\frac{1}{8}$ in. Eye and $\frac{3}{4}$ in. Taper Bar Buttonhole (large eye), for 250632 .....
250632	—	Pattern Wheel, for $1\frac{1}{8}$ in. Eye and $\frac{3}{4}$ in. Taper Bar Buttonhole (large eye), complete, Nos. 250631, 250647, 250732, two each 175E, 203E, 250372 and three 391D .....
250633	—	Pattern Wheel, for 1 in. Eye and Straight Buttonhole (large eye), for 250634 .....
250634	—	Pattern Wheel, for 1 in. Eye and Straight Buttonhole (large eye), complete, Nos. 250386, 250633, two each 203E, 250372 and three 391D ..
250637	—	Pattern Wheel, for $\frac{3}{4}$ in. Eye and Straight Buttonhole (large eye), for 250638 .....
250638	—	Pattern Wheel, for $\frac{3}{4}$ in. Eye and Straight Buttonhole (large eye), complete, Nos. 250637, 250641, two each 203E, 250372 and three 391D, for Machine No. 99w76 .....
250641	—	Pattern Wheel Ring with 211E, 250443 and 250444, for 250638, 250676 and 252519 .....
250642	—	Pattern Wheel Ring with 211E, 250443 and 250444, for 250684 .....
250644	—	Pattern Wheel Ring with 211E, 250443 and 250444, for 250626 and 250674 ..
250647	40	Pattern Wheel Ring with 211E, 250443 and 250444, for 250632, 250680, 252517 and 252523 .....
250649	—	Pattern Wheel Ring with 211E, 250443 and 250444, for 250686 .....
250653	12	Work Clamp Base Clamping Plate (left) .....

No.	Illus.	Name
250654	12	Work Clamp Base Clamping Plate (right) .....
250657	17	Feed Wheel with three 232382, for Machines Nos. 99w76 and 99w78 .....

Nos. 250662 to 250664, for Machine No. 99w76

250662	62	Buttonhole Cutting Knife (straight) ..
250663	4	" " " (medium eye)
250664	4	" " " (large eye) ..

Nos. 250665 to 250670, for Machines Nos. 99w76 and 99w78

250665	—	Work Clamp Arm (left) 250504 with 602E and 250668 .....
250666	—	Work Clamp Arm (right) 250506 with 602E and 250670 .....
250667	23	Work Clamp Check (left), for 250668
250668	—	Work Clamp Check (left) complete, Nos. 250512, 250667, 251355 and two 229D, for 250665 .....
250669	23	Work Clamp Check (right), for 250670
250670	—	Work Clamp Check (right) complete, Nos. 250513, 250669, 251355 and two 229D, for 250666 .....

Nos. 250671 to 250688, for Machine No. 99w76

250671	—	Pattern Wheel, for $\frac{5}{8}$ in. Eye Buttonhole (large and medium eye), for 250672 .....
250672	—	Pattern Wheel, for $\frac{5}{8}$ in. Eye Buttonhole (large and medium eye), complete, Nos. 250378, 250671, two each 203E, 250372 and three 391D .....
250673	—	Pattern Wheel, for $\frac{3}{4}$ in. Eye Buttonhole (large and medium eye), for 250674 .....
250674	—	Pattern Wheel, for $\frac{3}{4}$ in. Eye Buttonhole (large and medium eye), complete, Nos. 250644, 250673, two each 203E, 250372 and three 391D .....
250675	—	Pattern Wheel, for $\frac{7}{8}$ in. Eye Buttonhole (large and medium eye), for 250676 .....
250676	—	Pattern Wheel, for $\frac{7}{8}$ in. Eye Buttonhole (large and medium eye), complete, Nos. 250641, 250675, two each 203E, 250372 and three 391D .....



No.	Illus.	Name
250677	40	Pattern Wheel, for 1 in. Eye Button-hole (large and medium eye), for 250678 .....
250678	—	Pattern Wheel, for 1 in. Eye Button-hole (large and medium eye), complete, Nos. 250386, 250677, two each 203E, 250372 and three 391D .....
250679	—	Pattern Wheel, for 1½ in. Eye Button-hole (large and medium eye), for 250680 .....
250680	—	Pattern Wheel, for 1½ in. Eye Button-hole (large and medium eye), complete, Nos. 250647, 250679, two each 203E, 250372 and three 391D .....
250681	—	Pattern Wheel, for 1½ in. Eye (large eye) and ¾ in. Taper Bar (medium eye) Buttonhole, for 250682 .....
250682	—	Pattern Wheel, for 1½ in. Eye (large eye) and ¾ in. Taper Bar (medium eye) Buttonhole, complete, Nos. 250382, 250681, two each 203E, 250372 and three 391D .....
250683	—	Pattern Wheel, for 1½ in. Eye (large eye) and ¾ in. Taper Bar (medium eye) Buttonhole, for 250684 .....
250684	—	Pattern Wheel, for 1½ in. Eye (large eye) and ¾ in. Taper Bar (medium eye) Buttonhole, complete, Nos. 250642, 250683, two each 203E, 250372 and three 391D .....
250685	—	Pattern Wheel, for 1½ in. Eye (large eye) and ¾ in. Taper Bar (medium eye) Buttonhole, for 250686 .....
250686	—	Pattern Wheel, for 1½ in. Eye (large eye) and ¾ in. Taper Bar (medium eye) Buttonhole, complete, Nos. 250649, 250685, two each 203E, 250372 and three 391D .....
250687	10	Work Clamp Check (left) .....
250688	10	“ “ (right) .....
250701	17	Feed Wheel with three 232382, for Machine No. 99w77 .....
250702	12	Work Clamp Arm (left), for Machines Nos. 99w76 and 99w77 .....
250703	12	Work Clamp Arm (right), for Machines Nos. 99w76 and 99w77 .....
250704	25	Feed Driving Gear (intermediate) with 457c, for Machines Nos. 99w76 to 99w78 .....

No.	Illus.	Name
250705	26	Intermittent Feed Driving Wheel Shaft Gear with 465c, for Machines Nos. 99w76 to 99w78 .....

Nos. 250706 to 250717, for Machine No. 99w77

250706	12	Work Clamp Base Clamping Plate (left) .....
250707	12	Work Clamp Base Clamping Plate (right) .....
250708	10	Work Clamp Check (left) .....
250709	10	" " (right) .....
250710	62	Buttonhole Cutting Block (brass), $\frac{13}{16}$ in. (eye) .....
250711	3	Buttonhole Cutting Block (brass), $\frac{5}{8}$ in. (taper bar) .....
250712	—	Buttonhole Cutting Block (brass), $\frac{3}{4}$ in. (eye) .....
250713	62	Buttonhole Cutting Block (brass), $\frac{3}{4}$ in. (straight) .....
250714	—	Buttonhole Cutting Block (brass), $\frac{7}{8}$ in. (eye) .....
250715	—	Buttonhole Cutting Block (brass), $\frac{7}{8}$ in. (straight) .....
250716	—	Buttonhole Cutting Block (brass), $\frac{5}{8}$ in. (eye) .....
250717	—	Buttonhole Cutting Block (brass), $\frac{5}{8}$ in. (straight) .....

Nos. 250720 to 250727, for Machine No. 99w77

250720	—	Pattern Wheel, for $\frac{13}{16}$ in. Eye and $\frac{5}{8}$ in. Taper Bar Buttonhole (large eye), for 250721 .....
250721	—	Pattern Wheel, for $\frac{13}{16}$ in. Eye and $\frac{5}{8}$ in. Taper Bar Buttonhole (large eye), complete, Nos. 250386, 250720, 250732, two each 175E, 203E, 250372 and three 391D .....
250722	—	Pattern Wheel, for $\frac{3}{4}$ in. Eye and Straight Buttonhole (large eye), for 250723 .....
250723	—	Pattern Wheel, for $\frac{3}{4}$ in. Eye and Straight Buttonhole (large eye), complete, Nos. 250722, 250729, two each 203E, 250372 and three 391D ..
250724	—	Pattern Wheel, for $\frac{3}{8}$ in. Eye and Straight Buttonhole (large eye), for 250725 .....



No.	Illus.	Name
250725	—	Pattern Wheel, for $\frac{3}{8}$ in. Eye and Straight Buttonhole (large eye), complete, Nos. 250724, 250730, two each 203E, 250372 and three 391D ..
250726	—	Pattern Wheel, for $\frac{3}{8}$ in. Eye and Straight Buttonhole (large eye), for 250727 .....
250727	—	Pattern Wheel, for $\frac{3}{8}$ in. Eye and Straight Buttonhole (large eye), complete, Nos. 250726, 250731, two each 203E, 250372 and three 391D ..
250729	—	Pattern Wheel Ring with 211E, 250443 and 250444, for 250723 and 250745 ..
250730	—	Pattern Wheel Ring with 211E, 250443 and 250444, for 250725 and 250747 ..
250731	40	Pattern Wheel Ring with 211E, 250443 and 250444, for 250727 and 250743 ..
250732	40	Pattern Wheel Cam Block, for 250628, 250630, 250632 and 250721 .....

Nos. 250735 to 250750, for Machine No. 99w77

250735	62	Buttonhole Cutting Knife (straight) ..
250736	4	" " " (large eye) ..
250737	31	Throat Plate with 200589D and 250738
250738	31	" " Needle Thread Cutter, for 250737 .....
250739	65	Needle Thread Tension Thread Guide (obsolete) .....
250740	65	Needle Thread Retainer Holder with 462C (obsolete), for 250741 .....
250741	70	Needle Thread Retainer complete, Nos. 1620E, 12400, 12402, 39713 and 250740 (obsolete) .....
250742	—	Pattern Wheel, for $\frac{3}{8}$ in. Eye Buttonhole (large and medium eye), for 250743 .....
250743	—	Pattern Wheel, for $\frac{3}{8}$ in. Eye Buttonhole (large and medium eye), complete, Nos. 250731, 250742, two each 203E, 250372 and three 391D .....
250744	—	Pattern Wheel, for $\frac{3}{4}$ in. Eye Buttonhole (large and medium eye), for 250745 .....
250745	—	Pattern Wheel, for $\frac{3}{4}$ in. Eye Buttonhole (large and medium eye), complete, Nos. 250729, 250744, two each 203E, 250372 and three 391D .....

No.	Illus.	Name
250746	—	Pattern Wheel, for $\frac{3}{8}$ in. Eye Buttonhole (large and medium eye), for 250747 .....
250747	—	Pattern Wheel, for $\frac{3}{8}$ in. Eye Buttonhole (large and medium eye), complete, Nos. 250730, 250746, two each 203E, 250372 and three 391D .....
250748	40	Pattern Wheel, for $\frac{1}{2}$ in. Eye (large eye) and $\frac{3}{8}$ in. Taper Bar (medium eye) Buttonhole, for 250749 .....
250749	—	Pattern Wheel, for $\frac{1}{2}$ in. Eye (large eye) and $\frac{3}{8}$ in. Taper Bar (medium eye) Buttonhole, complete, Nos. 250386, 250748, two each 203E, 250372 and three 391D .....
250750	4	Buttonhole Cutting Knife (medium eye) .....
251152	21	Lower Cord Leader .....
251153	27	Loop Retainer (right), for Machine No. 99w78 .....
251155	33	Needle Holder Slide Spring .....
251164	44	Rapid Feed Slide Bar Locking Plunger with 232113 .....
251168	46	Rapid Feed Tripping Pawl .....
251169	46	" " " " Lever ....
251170	46	" " " " Spring ...
251174	9	Work Clamp Arm Adjusting Plate ..
251178	12	" " " " Support (left) ....
251179	9	" " " " Block .....
251216	—	Pattern Wheel, for $\frac{3}{8}$ in. Eye Buttonhole (large and medium eye), for 251217 .....
251217	—	Pattern Wheel, for $\frac{3}{8}$ in. Eye Buttonhole (large and medium eye), complete, Nos. 250376, 251216, two each 203E, 250372 and three 391D, for Machine No. 99w75 .....
Nos. 251220 to 251225, for Machine No. 99w75		
251220	—	Pattern Wheel, for $\frac{3}{8}$ in. Eye Buttonhole (large and medium eye), for 251221 .....
251221	—	Pattern Wheel, for $\frac{3}{8}$ in. Eye Buttonhole (large and medium eye), complete, Nos. 250378, 251220, two each 203E, 250372 and three 391D .....
251222	—	Pattern Wheel, for $\frac{1}{2}$ in. Eye Buttonhole (large and medium eye), for 251223 .....



No.	Illus.	Name
251223	—	Pattern Wheel, for $1\frac{1}{8}$ in. Eye Button-hole (large and medium eye), complete, Nos. 250379, 251222, two each 203E, 250372 and three 391D .....
251224	—	Pattern Wheel, for $\frac{3}{8}$ in. Eye Button-hole (large and medium eye), for 251225 .....
251225	—	Pattern Wheel, for $\frac{3}{8}$ in. Eye Button-hole (large and medium eye) complete, Nos. 250380, 251224, two each 203E, 250372 and three 391D .....
Nos. 251228 to 251233, for Machine No. 99w75		
251228	40	Pattern Wheel, for 1 in. Eye Button-hole (large and medium eye), for 251229 .....
251229	—	Pattern Wheel, for 1 in. Eye Button-hole (large and medium eye), complete, Nos. 250382, 251228, two each 203E, 250372 and three 391D .....
251230	—	Pattern Wheel, for $1\frac{1}{16}$ in. Eye Button-hole (large and medium eye), for 251231 .....
251231	—	Pattern Wheel, for $1\frac{1}{16}$ in. Eye Button-hole (large and medium eye), complete, Nos. 250383, 251230, two each 203E, 250372 and three 391D .....
251232	—	Pattern Wheel, for $1\frac{1}{8}$ in. Eye Button-hole (large and medium eye), for 251233 .....
251233	—	Pattern Wheel, for $1\frac{1}{8}$ in. Eye Button-hole (large and medium eye), complete, Nos. 250384, 251232, two each 203E, 250372 and three 391D .....
251236	—	Pattern Wheel, for $1\frac{1}{4}$ in. Eye Button-hole (large and medium eye), for 251237 .....
251237	—	Pattern Wheel, for $1\frac{1}{4}$ in. Eye Button-hole (large and medium eye), complete, Nos. 250386, 251236, two each 203E, 250372 and three 391D, for Machine No. 99w75 .....
251240	—	Pattern Wheel, for $1\frac{3}{8}$ in. Eye Button-hole (large and medium eye), for 251241 .....
251241	—	Pattern Wheel, for $1\frac{3}{8}$ in. Eye Button-hole (large and medium eye), complete, Nos. 250388, 251240, two each 203E, 250372 and three 391D, for Machine No. 99w75 .....

No.	Illus.	Name
251244	—	Pattern Wheel, for $1\frac{1}{2}$ in. Eye Buttonhole (large and medium eye), for 251245 .....
251245	—	Pattern Wheel, for $1\frac{1}{2}$ in. Eye Buttonhole (large and medium eye), complete, Nos. 250390, 251244, two each 203E, 250372 and three 391D, for Machine No. 99w75 .....
Nos. 251250 to 251263, for Machine No. 99w75		
251250	—	Pattern Wheel, for $\frac{3}{8}$ in. Eye (large eye) and $\frac{5}{8}$ in. Taper Bar (medium eye) Buttonhole, for 251251 .....
251251	—	Pattern Wheel, for $\frac{3}{8}$ in. Eye (large eye) and $\frac{5}{8}$ in. Taper Bar (medium eye) Buttonhole, complete, Nos. 250380, 251250, two each 203E, 250372 and three 391D .....
251252	—	Pattern Wheel, for 1 in. Eye (large eye) and $\frac{3}{4}$ in. Taper Bar (medium eye) Buttonhole, for 251253 .....
251253	—	Pattern Wheel, for 1 in. Eye (large eye) and $\frac{3}{4}$ in. Taper Bar (medium eye) Buttonhole, complete, Nos. 250382, 251252, two each 203E, 250372 and three 391D .....
251254	—	Pattern Wheel, for $1\frac{1}{8}$ in. Eye (large eye) and $\frac{7}{8}$ in. Taper Bar (medium eye) Buttonhole, for 251255 .....
251255	—	Pattern Wheel, for $1\frac{1}{8}$ in. Eye (large eye) and $\frac{7}{8}$ in. Taper Bar (medium eye) Buttonhole, complete, Nos. 250384, 251254, two each 203E, 250372 and three 391D .....
251256	—	Pattern Wheel, for $1\frac{1}{4}$ in. Eye (large eye) and 1 in. Taper Bar (medium eye) Buttonhole, for 251257 .....
251257	—	Pattern Wheel, for $1\frac{1}{4}$ in. Eye (large eye) and 1 in. Taper Bar (medium eye) Buttonhole, complete, Nos. 250386, 251256, two each 203E, 250372 and three 391D .....
251258	—	Pattern Wheel, for $1\frac{3}{8}$ in. Eye (large eye) and $1\frac{1}{8}$ in. Taper Bar (medium eye) Buttonhole, for 251259 .....
251259	—	Pattern Wheel, for $1\frac{3}{8}$ in. Eye (large eye) and $1\frac{1}{8}$ in. Taper Bar (medium eye) Buttonhole, complete, Nos. 250388, 251258, two each 203E, 250372 and three 391D .....

MELANSKY &amp; GOLDBERG



No.	Illus.	Name
251260	—	Pattern Wheel, for 1½ in. Eye (large eye) and 1¼ in. Taper Bar (medium eye) Buttonhole, for 251261 .....
251261	—	Pattern Wheel, for 1½ in. Eye (large eye) and 1¼ in. Taper Bar (medium eye) Buttonhole, complete, Nos. 250390, 251260, two each 203E, 250372 and three 391D .....
251262	—	Pattern Wheel, for 1½ in. Eye (large eye) and 1¾ in. Taper Bar (medium eye) Buttonhole, for 251263 .....
251263	—	Pattern Wheel, for 1½ in. Eye (large eye) and 1¾ in. Taper Bar (medium eye) Buttonhole, complete, Nos. 250390, 251262, two each 203E, 250372 and three 391D .....
251267	5	Buttonhole Cutting Lever 250031 with 251269 and 251270 .....
251268	4	Buttonhole Cutting Lever Spring .....
251269	5	" " " " Bracket (lower), for 251267 .....
251270	4	Buttonhole Cutting Lever Spring Bracket (lower) Pin, for 251267 ..
251271	5	Buttonhole Cutting Lever (upper) Cam with 453c .....
251273	12	Work Clamp Arm Support (right) ...
251276	11	" " " Angle Support ....
251277	9	" " " Adjusting Plate · Screw Washer .....
251278	9	Work Clamp Arm Spring .....
Nos. 251351 to 251354, for Machine No. 99w75		
251351	12	Work Clamp Arm (left), for 251356 ..
251352	12	" " " (right), for 251357 ..
251353	10	" " Check (left) .....
251354	10	" " " (right) .....
251355	10	" " " Stop Pin, for 250509, 250511, 250668 and 250670 .....
251356	—	Work Clamp Arm (left) 251351 with 602E and 250509 .....
251357	—	Work Clamp Arm (right) 251352 with 602E and 250511 .....
252079	34	Needle Thread Controller Spring ....
252080	34	" " " " Stop
252081	34	" " " Stud .....
252082	34	" " Retainer Tension Disc..
252083	35	" " Tension Bracket .....
252084	34	" " " Releaser .....
252085	35	" " " " Arm with 200E .....

No.	Illus.	Name
252184	9	Work Clamp Arm Hinge Block .....
252194	13	" " Closing Lever .....
252196	13	" " " " Adjusting Arm .....
252197	14	Work Clamp Closing Lever Engaging Stud with 620E .....
252198	14	Work Clamp Closing Lever Engaging Stud Roller Cap .....
252202	19	Work Clamp Spreader Adjusting Screw Bracket .....

Nos. 252502 to 252513, for Machine No. 99w78

252502	4	Buttonhole Cutting Knife (large eye)
252503	22	Cord Leader (upper), for 252524 ....
252505	22	" " " Wire .....
252506	—	Cording Device complete, Nos. 487E, 1520E, 8039, 10111, 10112, 250499, 250500, 250502, 252524 and two 200161D .....
252507	28	Looper (threaded) .....
252508	33	Needle Driving Bar .....
252509	33	" Holder Slide .....
252510	33	" " " Lever Stud .....
252511	31	Throat Plate .....
252512	19	Work Clamp Spreader Operating Pawl Adjusting Block, for 252513 .....
252513	—	Work Clamp Spreader Operating Pawl complete, Nos. 176D, 7071, 250285 and 252512 .....

Nos. 252514 to 252524, for Machine No. 99w78

252514	—	Pattern Wheel, for $\frac{3}{8}$ in. Taper Bar (extra large eye) Buttonhole, $\frac{3}{8}$ in. bar, for 252515 .....
252515	—	Pattern Wheel, for $\frac{3}{8}$ in. Taper Bar (extra large eye) Buttonhole, $\frac{3}{8}$ in. bar, complete, Nos. 250386, 252514, two each 203E, 250372 and three 391D
252516	40	Pattern Wheel, for $\frac{3}{4}$ in. Taper Bar (extra large eye) Buttonhole, $\frac{3}{8}$ in. bar, for 252517 .....
252517	—	Pattern Wheel, for $\frac{3}{4}$ in. Taper Bar (extra large eye) Buttonhole, $\frac{3}{8}$ in. bar, complete, Nos. 250647, 252516, two each 203E, 250372 and three 391D
252518	—	Pattern Wheel, for $\frac{3}{8}$ in. Taper Bar (extra large eye) Buttonhole, $\frac{1}{4}$ in. bar, for 252519 .....



No.	Illus.	Name
252519	—	Pattern Wheel, for $\frac{5}{8}$ in. Taper Bar (extra large eye) Buttonhole, $\frac{1}{4}$ in. bar, complete, Nos. 250641, 252518, two each 203E, 250372 and three 391D
252520	—	Pattern Wheel, for $\frac{3}{4}$ in. Taper Bar (extra large eye) Buttonhole, $\frac{1}{4}$ in. bar, for 252521 .....
252521	—	Pattern Wheel, for $\frac{3}{4}$ in. Taper Bar (extra large eye) Buttonhole, $\frac{1}{4}$ in. bar, complete, Nos. 250386, 252520, two each 203E, 250372 and three 391D
252522	—	Pattern Wheel, for $\frac{7}{8}$ in. Taper Bar (extra large eye) Buttonhole, $\frac{1}{4}$ in. bar, for 252523 .....
252523	—	Pattern Wheel, for $\frac{7}{8}$ in. Taper Bar (extra large eye) Buttonhole, $\frac{1}{4}$ in. bar, complete, Nos. 250647, 252522, two each 203E, 250372 and three 391D
252524	—	Cord Leader (upper) complete, Nos. 223D, 202603, 250498 and 252503, for 252506 .....
252525	33	Needle Holder Gauge Plate, for Machine No. 99w78 .....
252526	33	Needle Holder Slide Lever, for Machine No. 99w78 .....
350028c	60	Driving Cone Pulley Shaft Bushing Set Screw, for 228574 .....
350028c	60	Driving Pulley Shaft Bushing Set Screw, for 228574 .....
350066c	52	Stitch Rotating Lever (lower) Roller Screw Stud .....
350070c	15	Work Clamp Carrier Feed Lever Link Hinge Screw (block end) .....
350071E	15	Feed Wheel Friction Ring Adjusting Screw .....
350072E	15	Work Clamp Carrier Feed Lever Roller Cap Screw, for 201962 .....
350072E	15	Work Clamp Carrier Side Throw Lever Lock Roller Cap Screw, for 250250
350073c	54	Driving Wheel Stop Cam Stop Screw
350080D	49	Finger Starting Lever Hinge Block Hinge Screw .....
350087c	52	Stitch Rotating Sector (lower) Hinge Screw .....
350097c	37	Needle Vibrating Lever Hinge Screw
350100E	70	Work Clamp Closing Lever Engaging Stud Position Screw (obsolete) ...
350105E	6	Buttonhole Cutting Starting Lever Spring Screw Stud .....

No.	Illus.	Name
350109D	46	Rapid Feed Tripping Pawl Hinge Screw .....
350110C	46	Rapid Feed Tripping Pawl Lever Bracket Screw .....
350111C	3	Buttonhole Cutting Block Pinch Screw
350113C	26	Feed Adjusting Gear Bracket Clamp- ing Screw .....
350114E	4	Buttonhole Cutting Knife Clamping Lever Hinge Screw .....
350116E	9	Work Clamp Arm Adjusting Screw ..
350122D	9	" " " Support Screw (left)
350123E	9	" " " Hinge Block Hinge Screw .....
350128E	43	Rapid Feed Slide Bar Locking Plunger Spring Adjusting Screw .....
350133E	14	Work Clamp Closing Lever Engaging Stud Screw .....
350136E	9	Work Clamp Arm Spring Screw .....
350138E	19	" " Spreader Operating Fork Lever Hinge Screw .....
350140D	20	Work Clamp Spreader (left) Screw ..
350141E	20	" " Spreading Reinforcing Plate (right) Screw .....
350147C	33	Needle Holder Slide Lever Hinge Screw, for Machine No. 99w78 ....





**ILLUSTRATIONS OF PARTS**  
**FOR**  
**MACHINES**  
**Nos. 99w75 to 99w78**



# ILLUSTRATION 1

## PLATE 13811—FULL SIZE

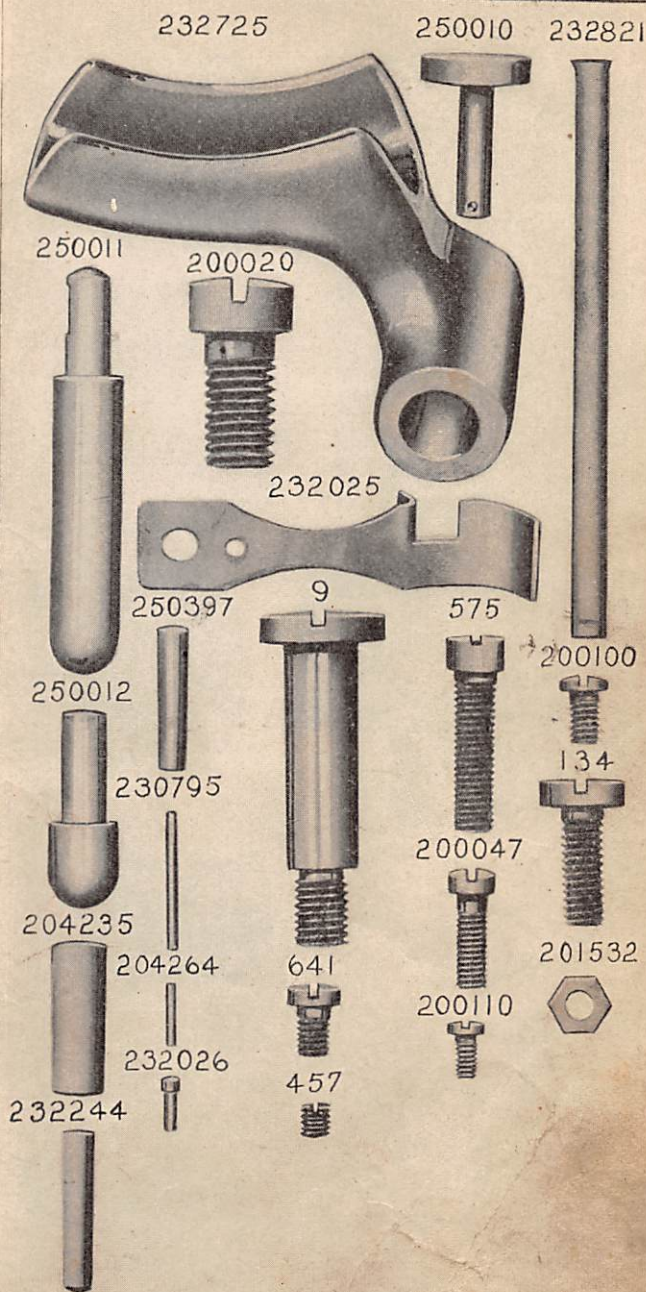




ILLUSTRATION 2

PLATE 13812—ONE-HALF SIZE


232520




232030



250015



232002



250002



232497




232710



250396



232490






# ILLUSTRATION 3

## PLATE 13813—FULL SIZE

250300  
99w75



250607  
99w76



250711  
99w77



232043



57



350111



232724 201366



39541



200100



232038



1698



201892




203213



201524



250024



250022



40025

2273



250023



446



1281



232044



232150



250468



*large pin  
8873*




# ILLUSTRATION 4

## PLATE 13814—FULL SIZE

250461 (L)	240663 (M)	250736 (L)	
250467 (M)	240664 (L)	250750 (M)	252502
99 w 75	99 w 76	99 w 77	99 w 78



250474



250030



250027



251270



232482



219



453



350114



1100



201176



206482



232483



1454



250475



250038



200089



201474



251268







# ILLUSTRATION 5

## PLATE 13815—ONE-FOURTH SIZE


250535



251267



250033



250042

251269

250465

251271

250464

50027  
Full Size

250032


250040

250036

250037

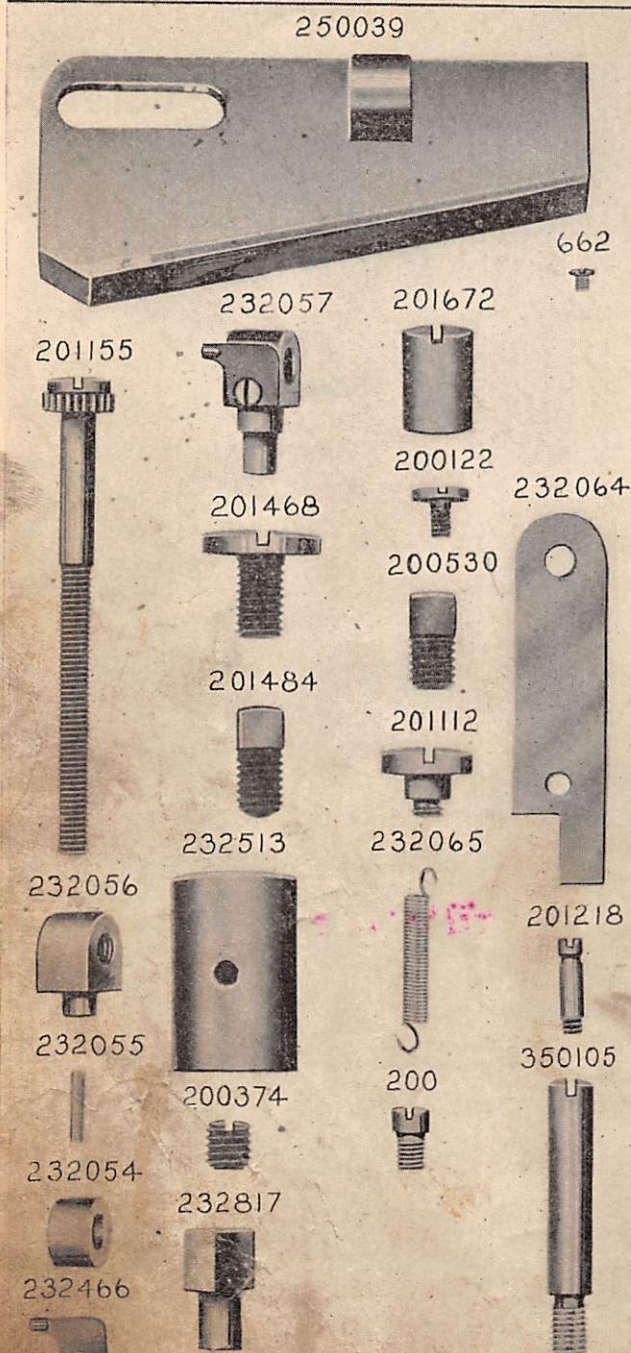
232380

232383 232718



# ILLUSTRATION 6

## PLATE 13816—FULL SIZE





# ILLUSTRATION 7

## PLATE 13817—FULL SIZE






ILLUSTRATION 8

PLATE 13818-ONE-HALF SIZE

250290



250020




250021





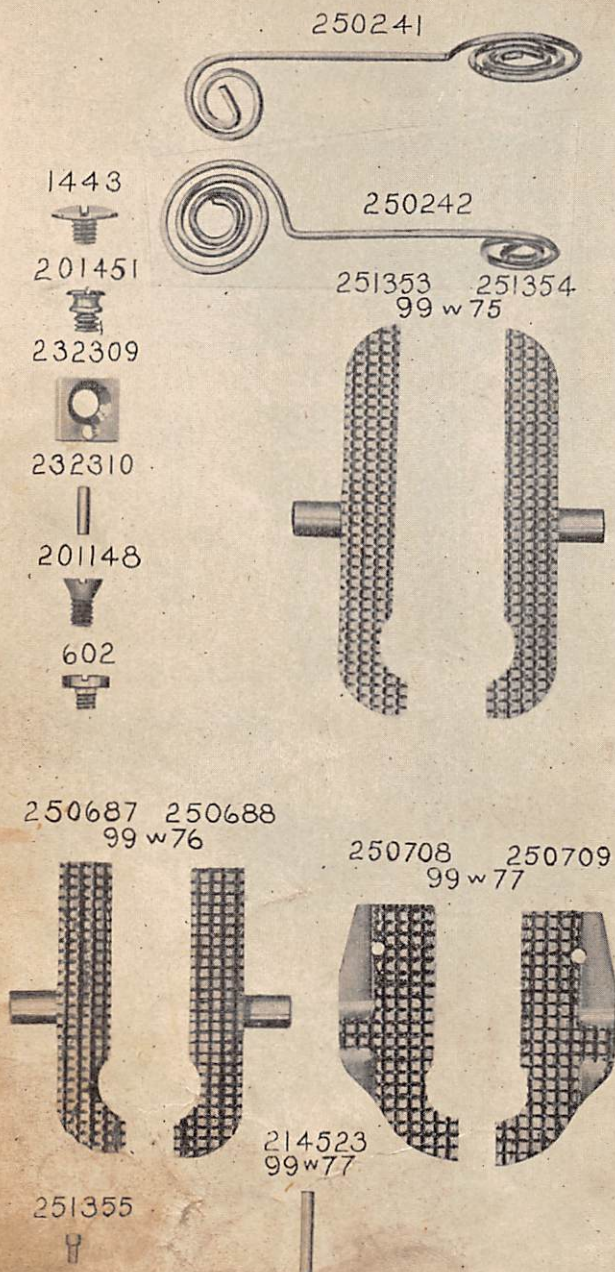
# ILLUSTRATION 9

## PLATE 13819—FULL SIZE



# ILLUSTRATION 10

## PLATE 13820—FULL SIZE






# ILLUSTRATION 11

## PLATE 13821—FULL SIZE

250401



232297



232343



226163



40053



200085



200389




232677



99w77


250268



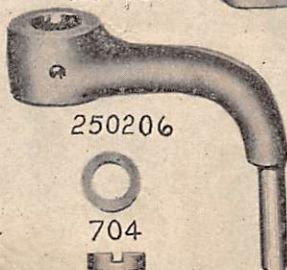
250258



251276



250269



665



735



250206



704




250266



# ILLUSTRATION 12

## PLATE 13822—ONE-FOURTH SIZE


251351 251352 250230 250231 251178 251273  
99w 75,76



250235

250237

250702 250703  
99w 77



250653 250654  
99w 76,78

250236

250238



250239 250240  
99w 75

250706 250707  
99w 77






ILLUSTRATION 13

PLATE 13823—ONE-HALF SIZE




ILLUSTRATION 14

PLATE 13824—FULL SIZE

1178



14017



991



1550



183



250406

250261



250407




252197

201956



201438



201947



252198



201948



250265



250267



200825



250264



228026



201532



620

350133



1241





ILLUSTRATION 15

PLATE 13825—FULL SIZE

250245

232135

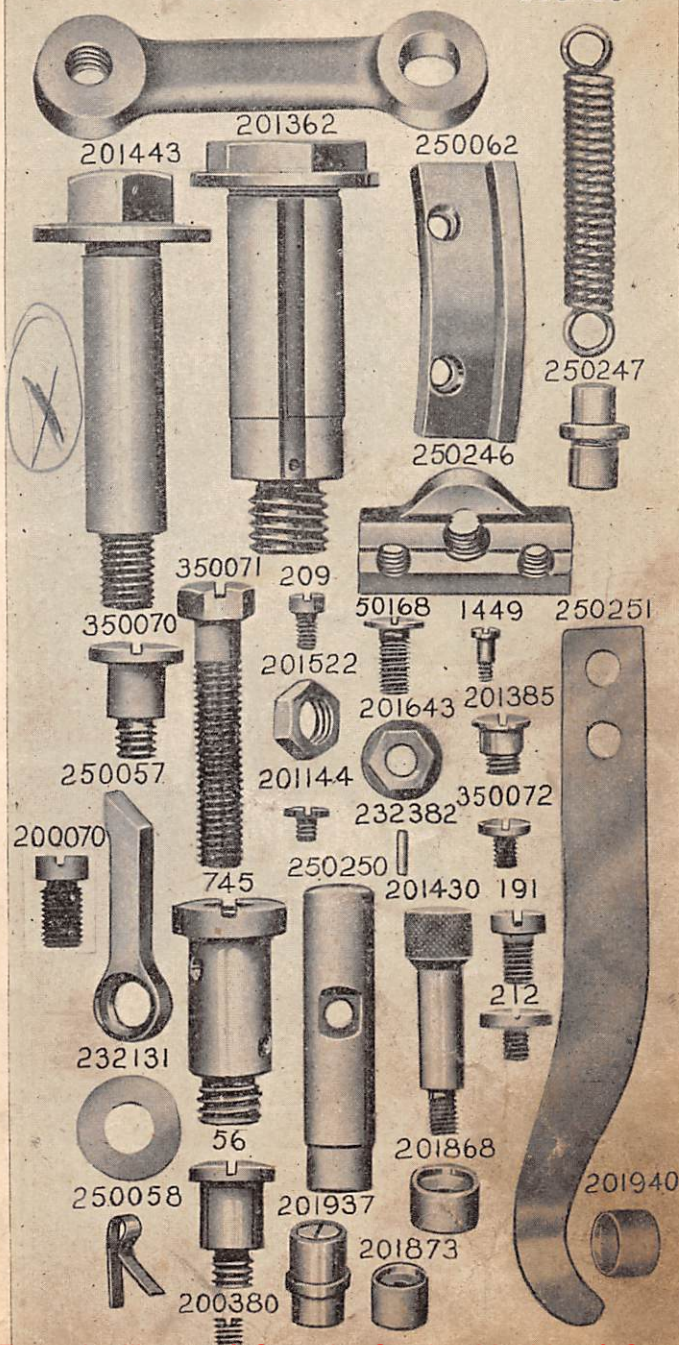
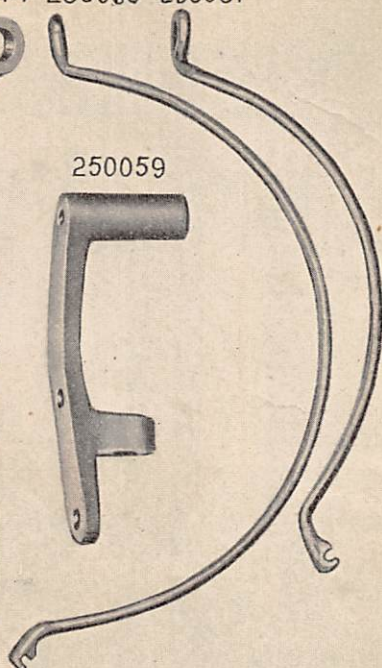




ILLUSTRATION 16

PLATE 13826—ONE-HALF SIZE

232462 250244 250060 250061



250059



250252



FULL SIZE  
232321 201097



201374



201530



232287



232686



231






# ILLUSTRATION 17

## PLATE 13827—ONE-FOURTH SIZE


250243




250253




250254



250248





250249



250056 99w75  
250657 99w76,78  
250701 99w77

232532

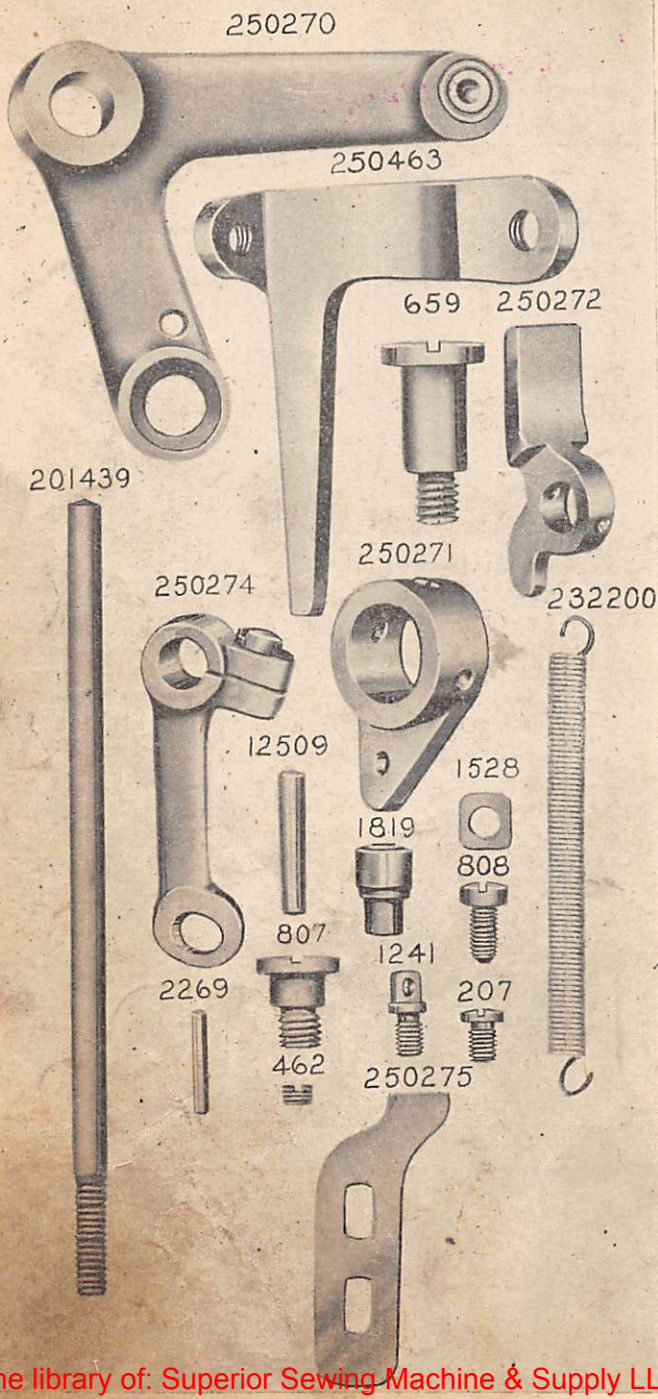


250255



# ILLUSTRATION 18

## PLATE 13828—FULL SIZE





# ILLUSTRATION 19

## PLATE 13829—FULL SIZE

WELANSKY & GOLDBERG

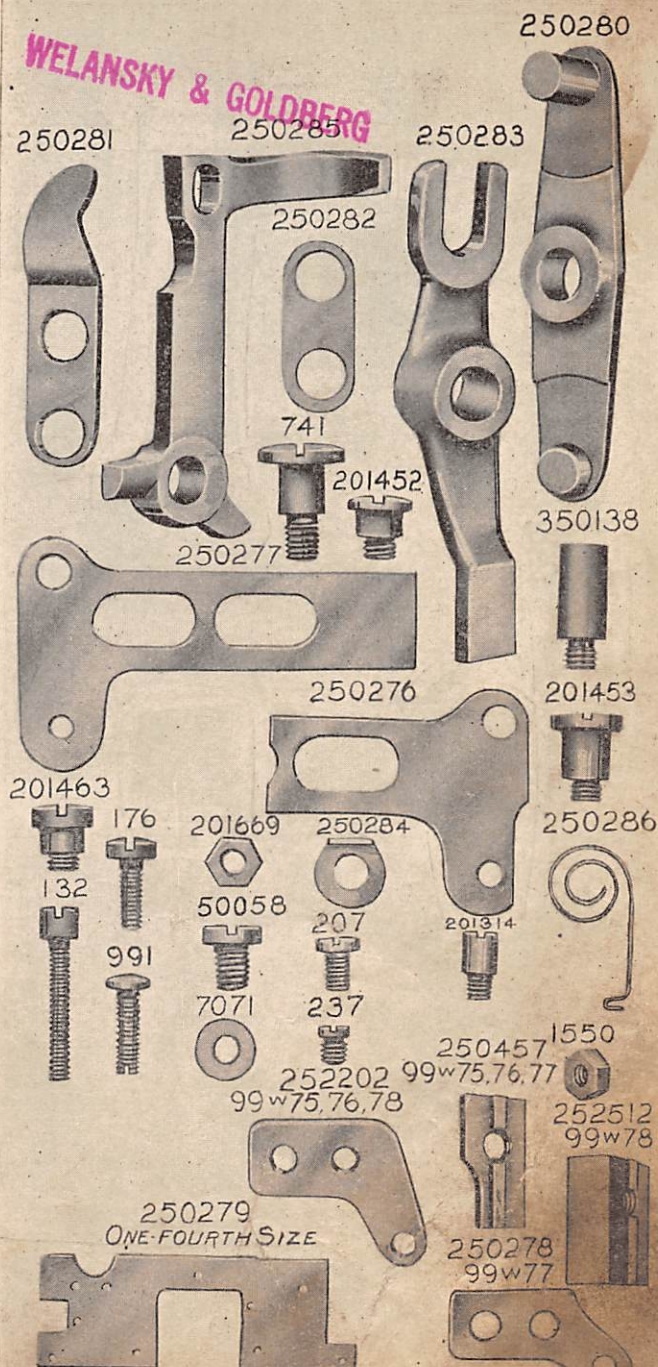


ILLUSTRATION 20

PLATE 13830—FULL SIZE

350141



350140



792



212



250531



250532





ILLUSTRATION 21


PLATE 13831—FULL SIZE

232516

ONE-FOURTH SIZE



251152



250451



2455



418



250444



10107



1562



185



250533




ILLUSTRATION 22

PLATE 13832—FULL SIZE

250496  
99w75.76



252503  
99w78



250497




223



202603



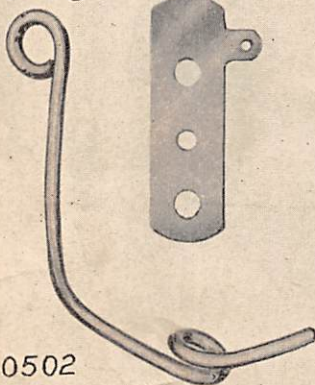
250498



487



252505  
99w78



250499



200161



250500



250502



10111



10112



8039



759



1520






ILLUSTRATION 23

PLATE 13833—ONE-HALF SIZE


250504  
99w75,76,78



250512  
99w75,76,78



250506  
99w75,76,78




250513  
99w75,76,78



229  
99w75,76,78



250508 250510  
99w75



251355  
99w75,76,78



250667 250669  
99w76,78



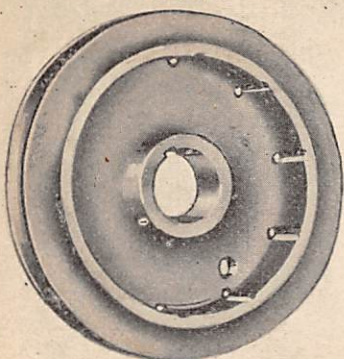
252604, 252605,

99w79


ILLUSTRATION 24

PLATE 13834—ONE-HALF SIZE

250050




232110



— FULL SIZE —

232112



40025



200363




232113






ILLUSTRATION 25

PLATE 13835—ONE-HALF SIZE




WELANSKY & GOLDBERG

250395  
ONE-FOURTH SIZE



# ILLUSTRATION 26

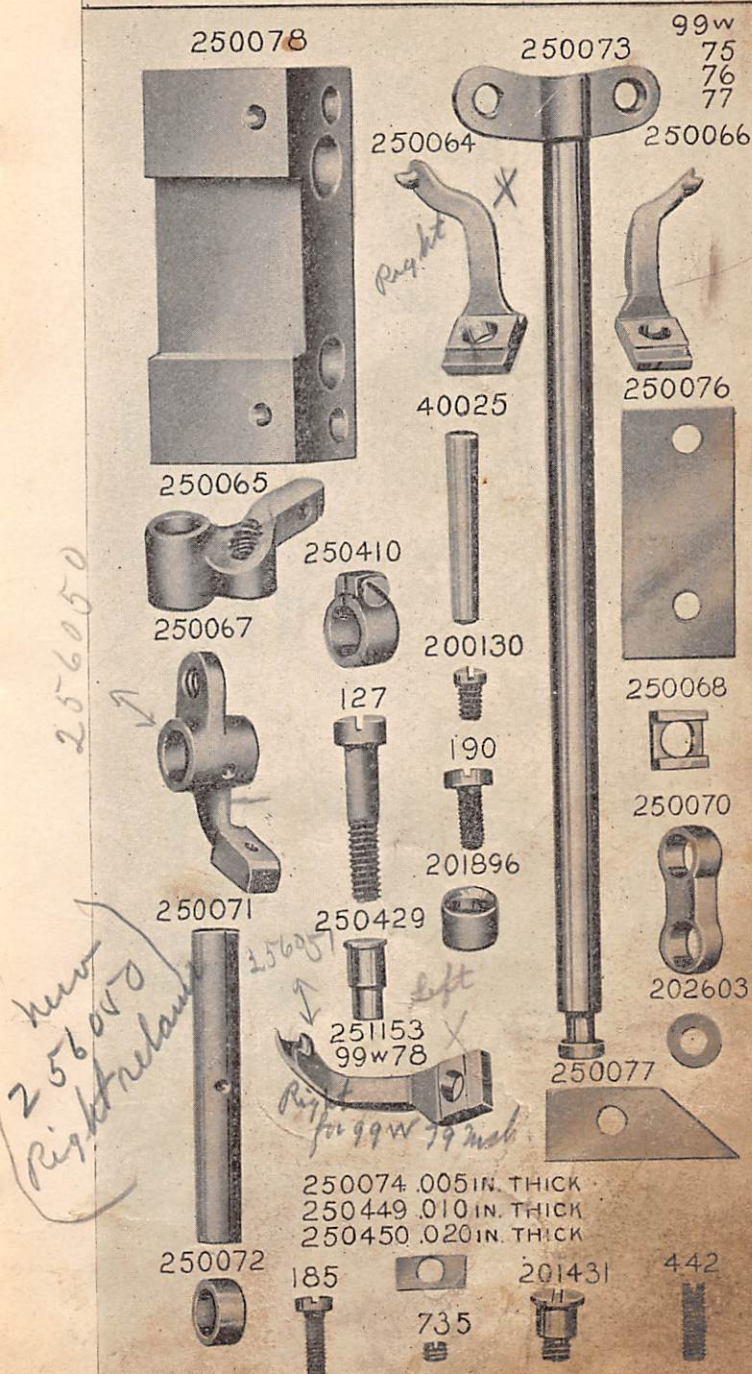
## PLATE 13836—FULL SIZE





# ILLUSTRATION 27

## PLATE 13837—FULL SIZE



# ILLUSTRATION 28

## PLATE 13838—FULL SIZE

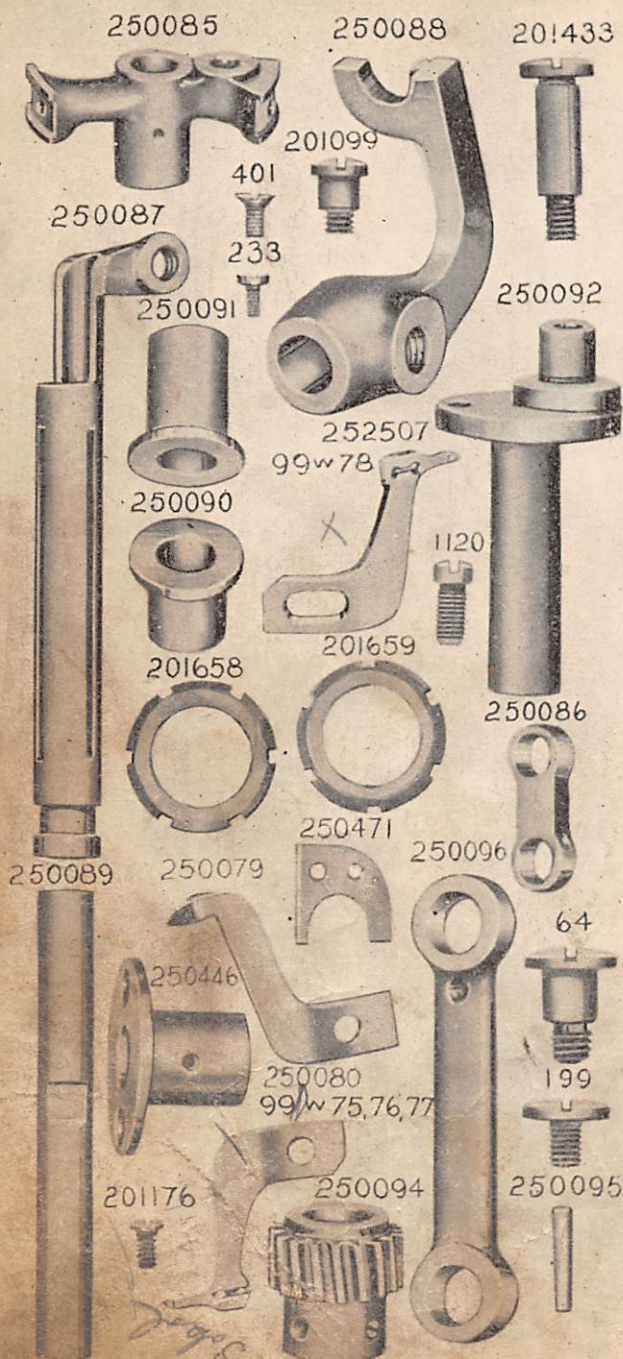
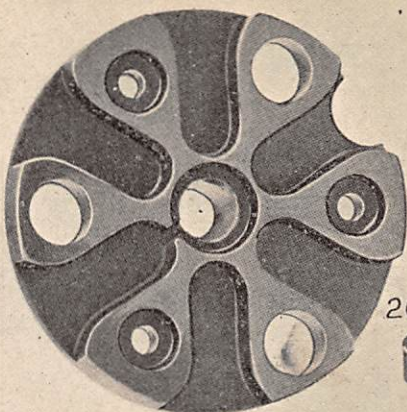




ILLUSTRATION 29

PLATE 13839—FULL SIZE

250097



201435



201704



201898



176




201144



250099



250098



250100  
ONE-HALF SIZE


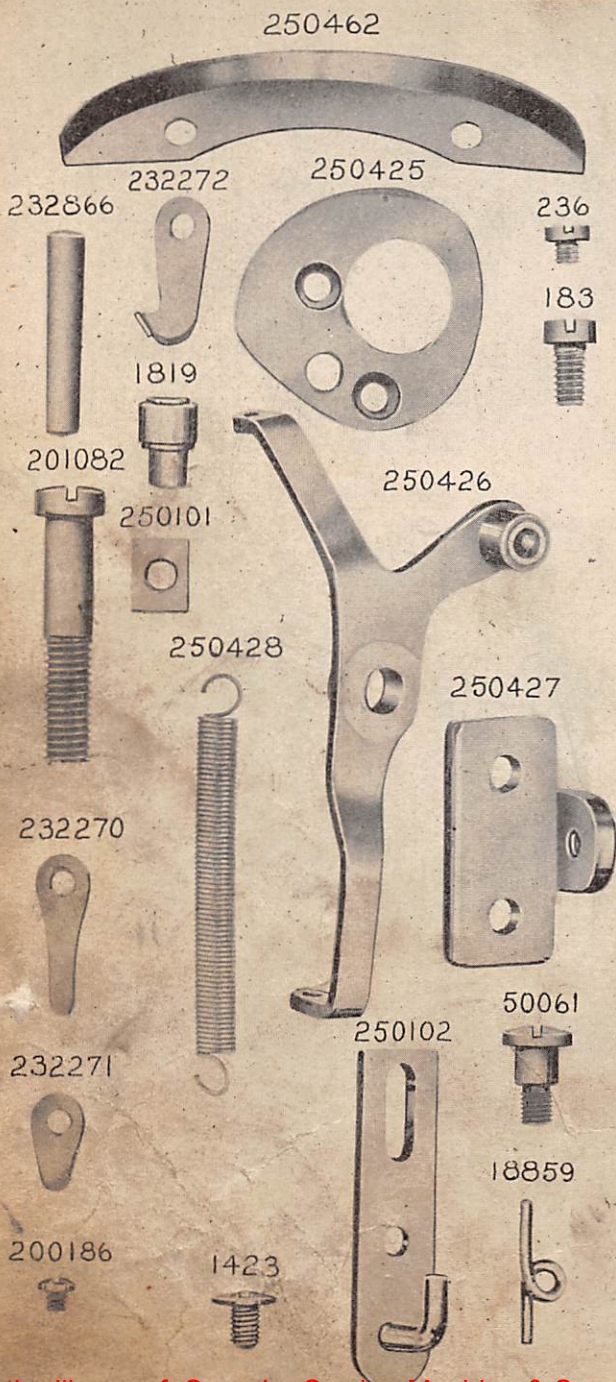


ILLUSTRATION 30

PLATE 13840—FULL SIZE






# ILLUSTRATION 31

## PLATE 13841—FULL SIZE

32012



232517



232516

ONE FOURTH SIZE

250447



232515



252511  
99 w 78

250109



250448  
99 w 75, 76



50138



1560



171



1043



250737  
99 w 77




250738  
99 w 77

200589  
99 w 77

ILLUSTRATION 32


PLATE 13842—ONE-HALF SIZE

250082




MELANSKY & GOLDBERG

250081



250075



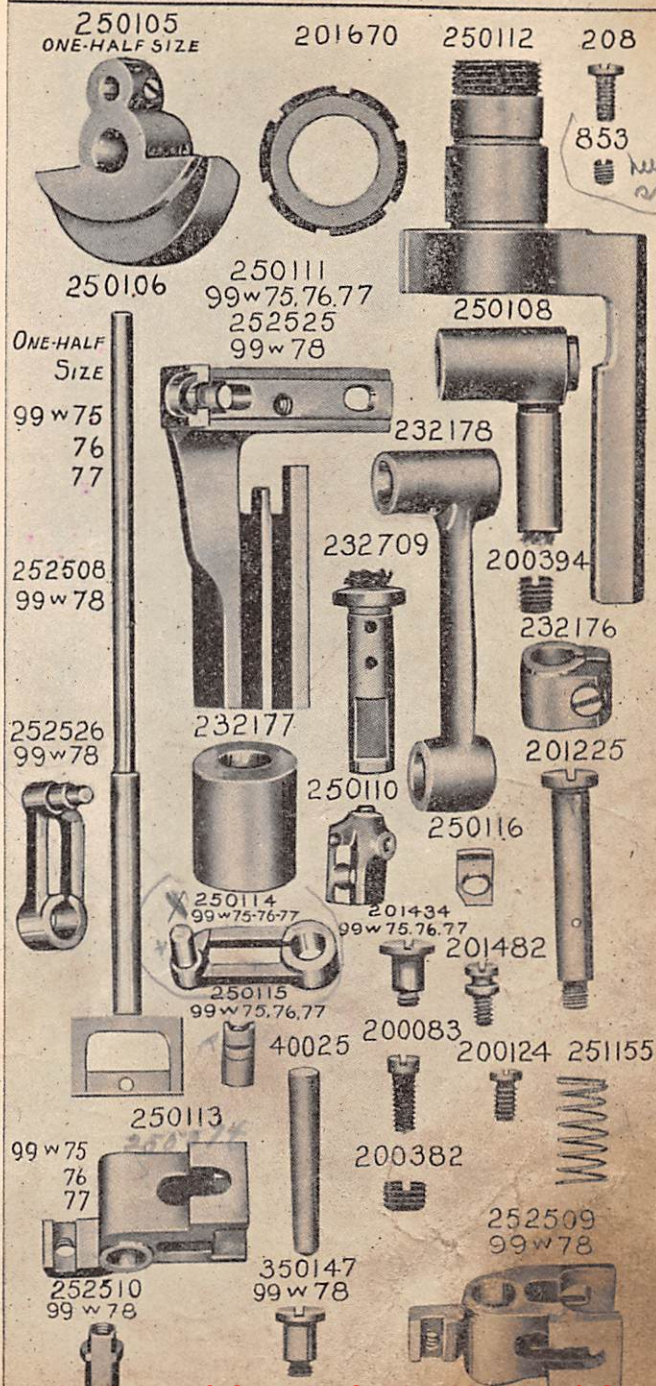
250069





# ILLUSTRATION 33

## PLATE 13843—FULL SIZE



# ILLUSTRATION 34

## PLATE 13844—FULL SIZE







ILLUSTRATION 35

PLATE 13845—ONE-HALF SIZE


232432




252083



232792



252085



250138




250137



MELANSKY & GOLDBERG

ILLUSTRATION 36

PLATE 13846—FULL SIZE



*upper tension release  
complete # 255018*

*taper pin # 8873*



# ILLUSTRATION 37

## PLATE 13847—FULL SIZE


39532



1636



250143



50016



741



1347



201449



38446



45



250147



350097



232421



187



200308



1671



1697



232343



462



200083



1698




ILLUSTRATION 38

PLATE 13848—ONE-HALF SIZE

250142 250145



250146



250144



250140



250141



232420







ILLUSTRATION 39

PLATE 13849—FULL SIZE

201668



250148



250372



203



211



250444



391



250443



647



145



40025




168



453



232600




175



ILLUSTRATION 40


PLATE 13850—ONE-FOURTH SIZE

251228




99w75


250382




250149




250677  
99w76




250386  
99w76-77



250748  
99w77



250150



250151



250152



250371 99w75  
250732 99w76-77



252516



99w78

250647







ILLUSTRATION 41

PLATE 13851—ONE-HALF SIZE


250158




250159



250155



250157




250161



250156



250153




250154



FULL SIZE

232600



232531



201897



1230



250495



40025



436



208



250160



453



624



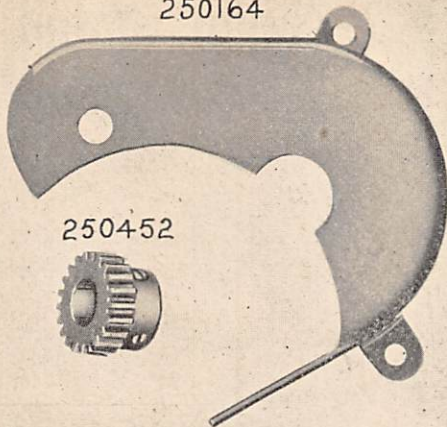
ILLUSTRATION 42

PLATE 13852—ONE-HALF SIZE

250173




250164




250452



250163



250534



250174



250175



250167



WELANSKY & GOLDBERG



ILLUSTRATION 43

PLATE 13853—FULL SIZE

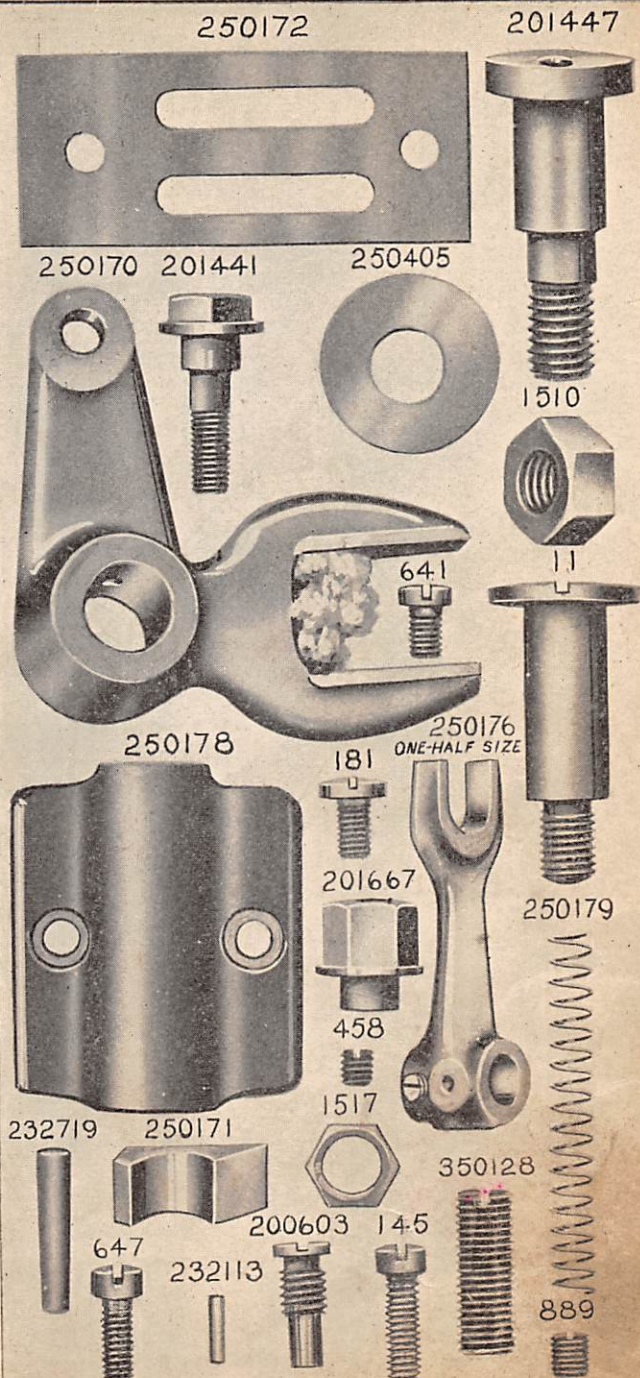


ILLUSTRATION 44

PLATE 13854—FULL SIZE

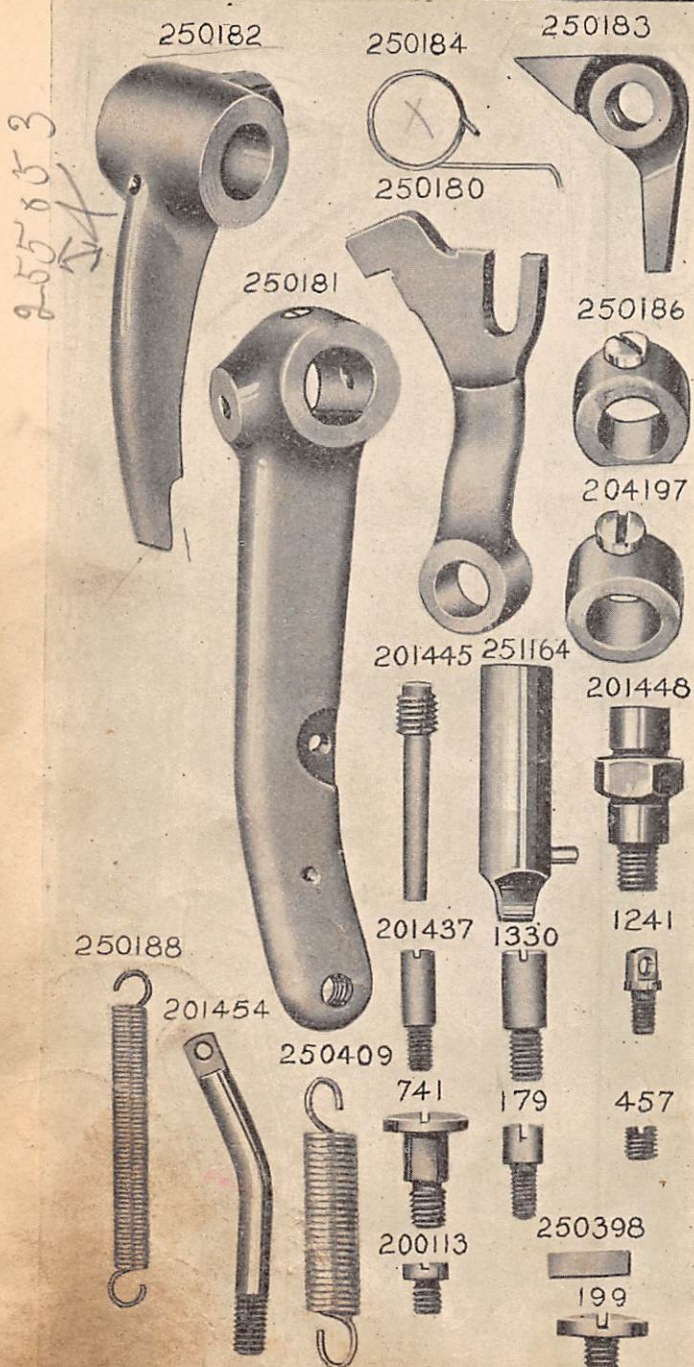




ILLUSTRATION 45

PLATE 13855—ONE-HALF SIZE

250185



250187




250192



250189



250197



250195



250198



250196



ILLUSTRATION 46

PLATE 13856—FULL SIZE

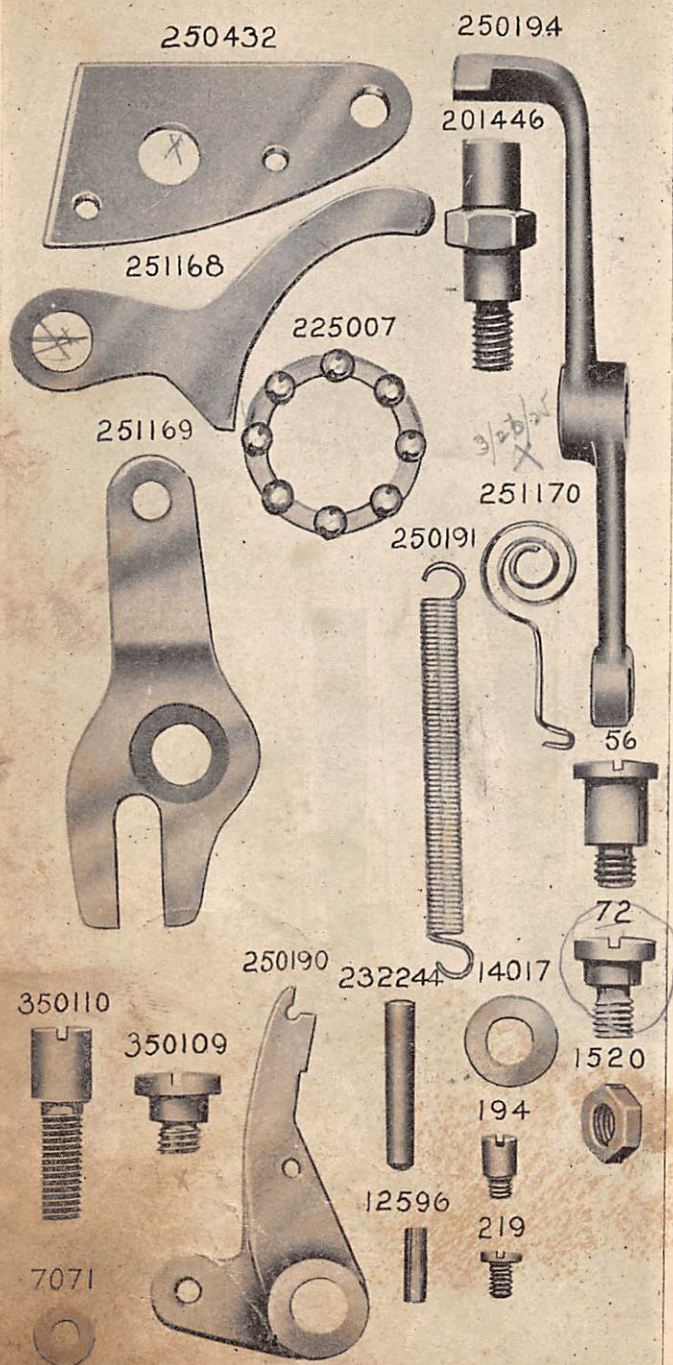




ILLUSTRATION 47

PLATE 13857—FULL SIZE

38



226467



250207




ILLUSTRATION 48

PLATE 13858—ONE-HALF SIZE

232488


232671

232003

250227



232495




250014

ONE-FOURTH SIZE




FULL SIZE

232489



250017

232244



150



200341



40025



232719



1258



453





ILLUSTRATION 49

PLATE 13859—FULL SIZE

250418 250419 200097 250420

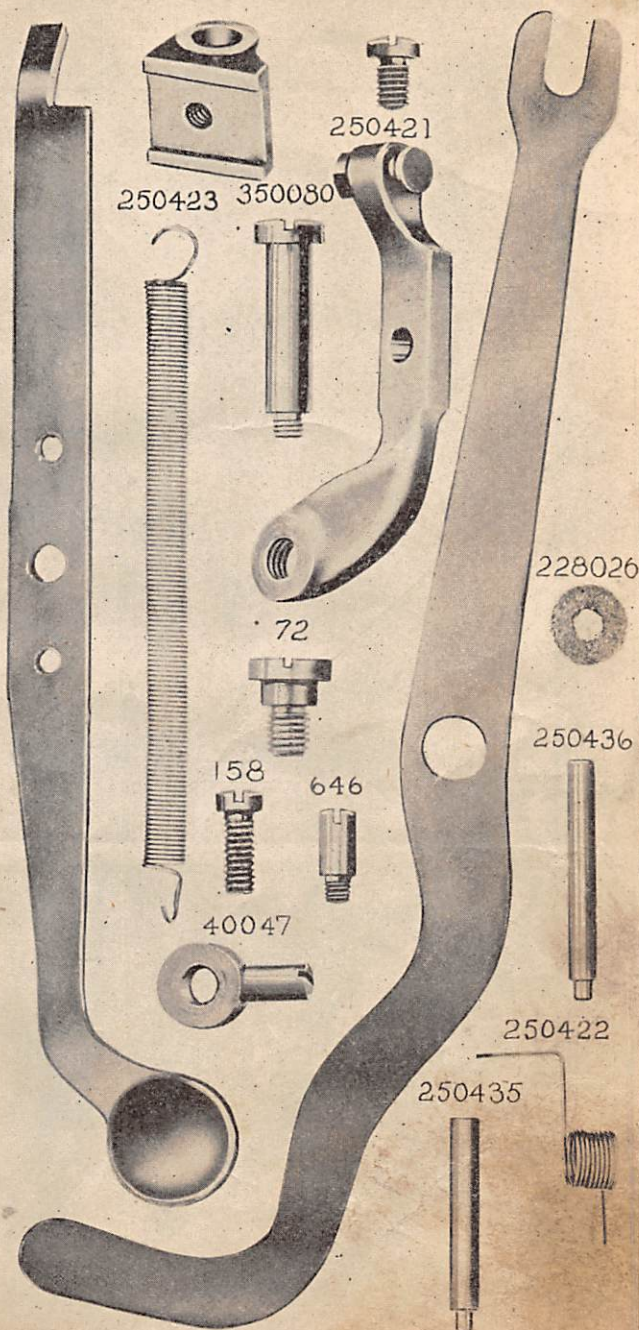


PLATE 13860—FULL SIZE

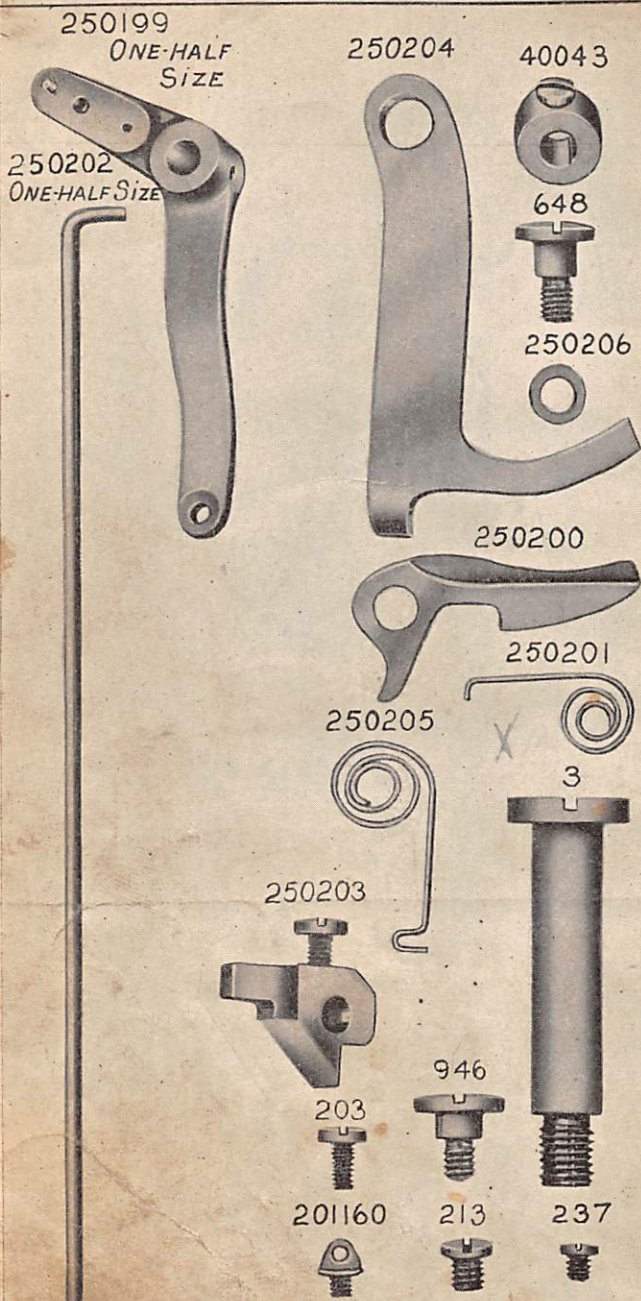




ILLUSTRATION 51

PLATE 13861—ONE-HALF SIZE

250394




250215




232591



250216



250217



232599



232597



## PLATE 13862—FULL SIZE

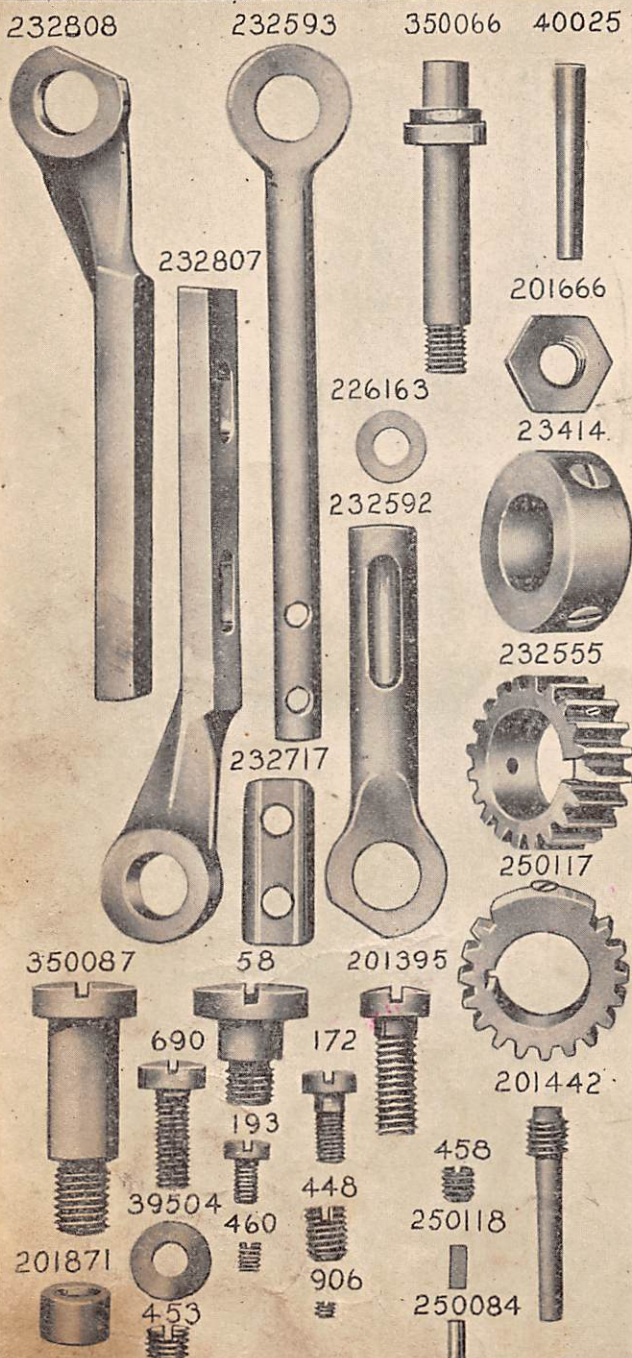




ILLUSTRATION 53

PLATE 13863—ONE-HALF SIZE


250219



250225




250218




250223



250291




232262



232260




250220



WELANSKY & GOLDBERG

ILLUSTRATION 54

PLATE 13864—FULL SIZE





# ILLUSTRATION 55

## PLATE 13865—ONE-FOURTH SIZE

250402    250408    36565    232486    250412

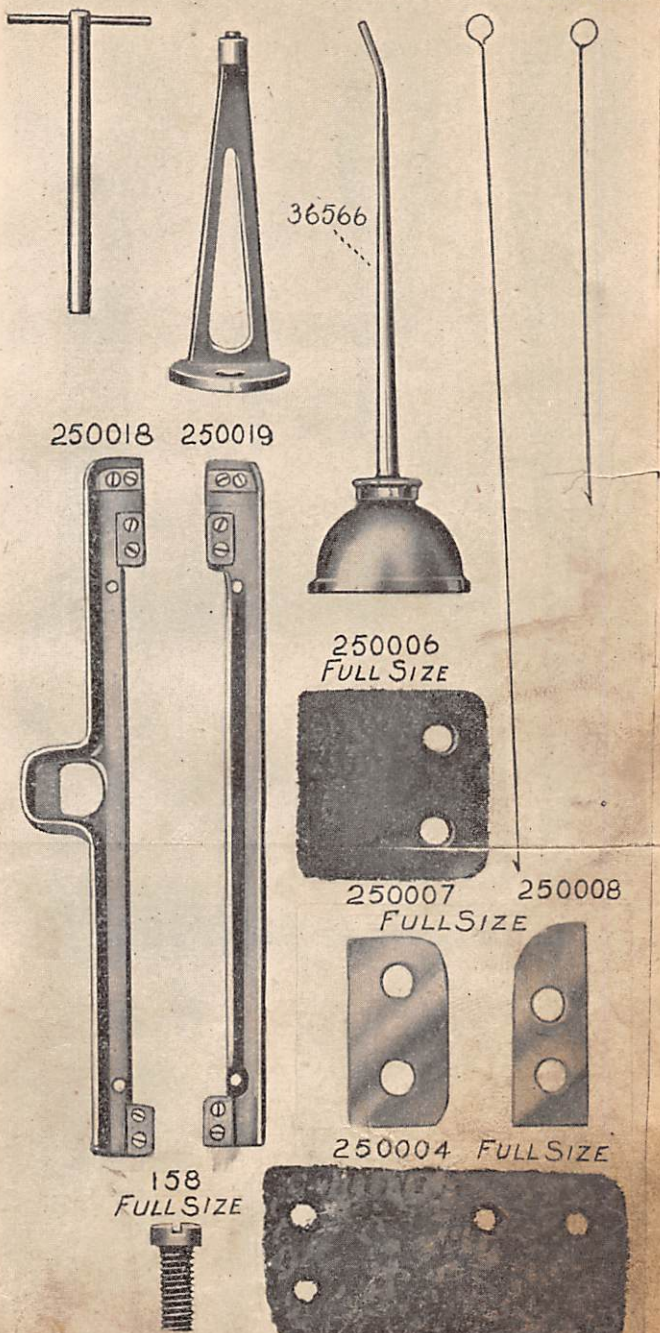


ILLUSTRATION 56

PLATE 13866—ONE-HALF SIZE


11831

225498 250522


232900



8909



25200



35095

250289



232935

10875

23535



42850






ILLUSTRATION 57

PLATE 13867—ONE-FOURTH SIZE

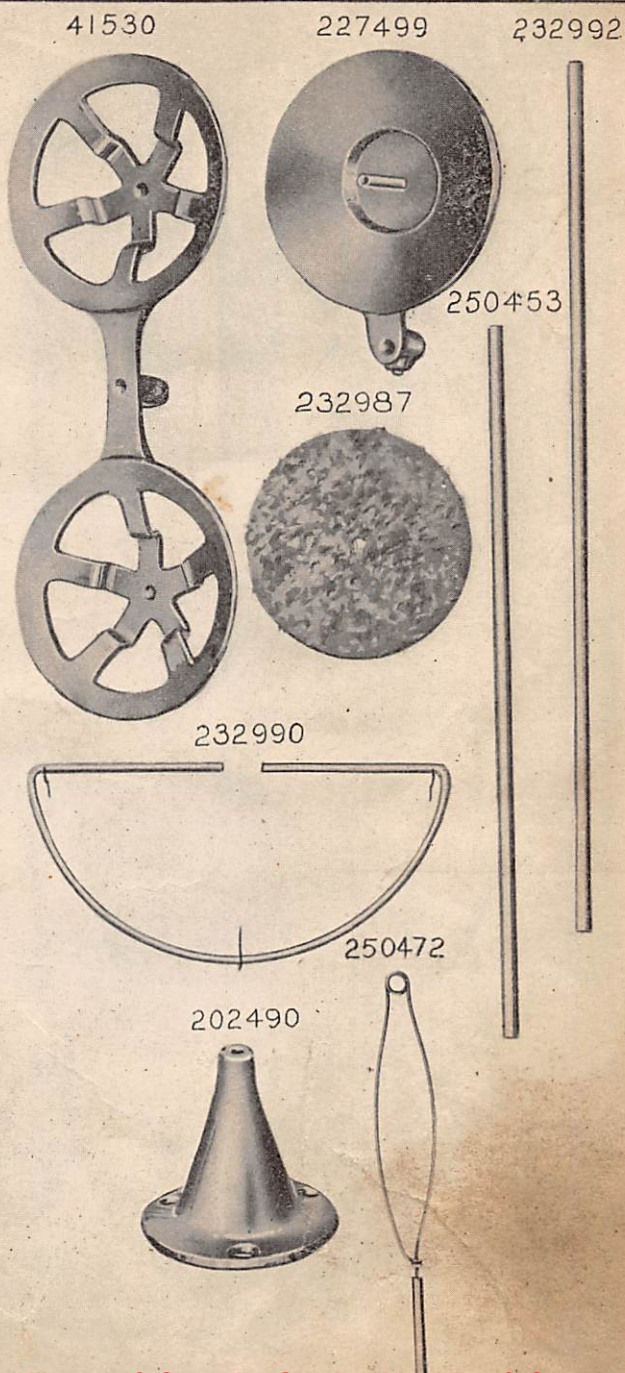


ILLUSTRATION 58

PLATE 13868—ONE-HALF SIZE

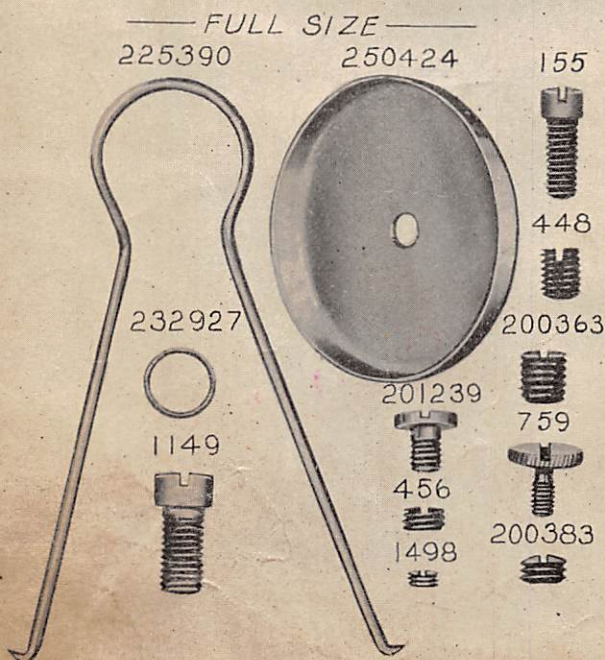
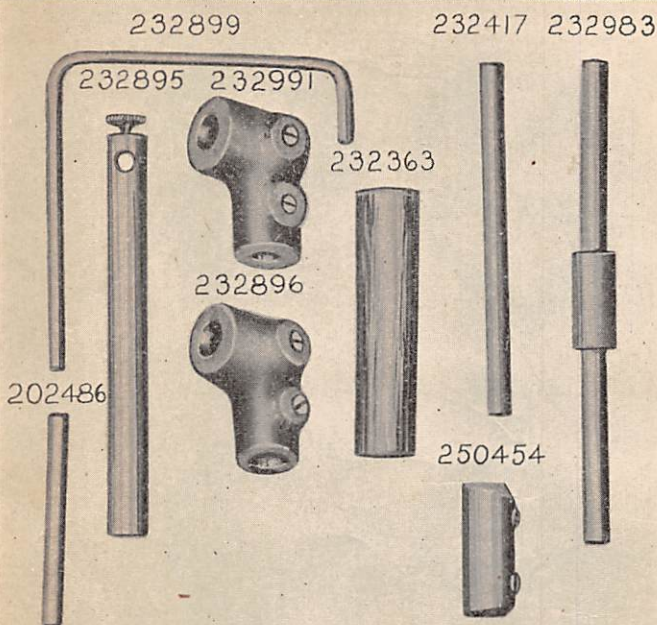




ILLUSTRATION 59

PLATE 13869—ONE-HALF SIZE

228584



228569




228593



228579



228586



228595



18897



228580



WELANSKY & GOLDBERG

18898



228571



ILLUSTRATION 60

PLATE 13871—FULL SIZE







ILLUSTRATION 61

PLATE 13870—ONE-SIXTH SIZE

228574



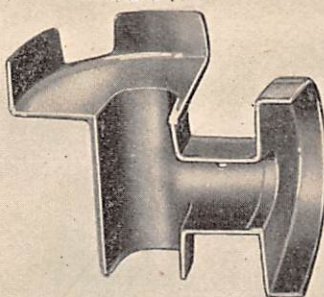
228583




228601



228573

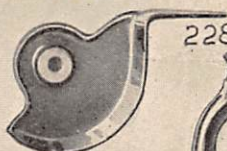


228588




228597

228582




228565




228566



228592



228568




228581



228590

228591




228572




PLATE 13872—FULL SIZE





99w75




250466





99w76



250662



99w77



250735





ILLUSTRATION 63

PLATE 13873—FULL SIZE

250477

1443

250476

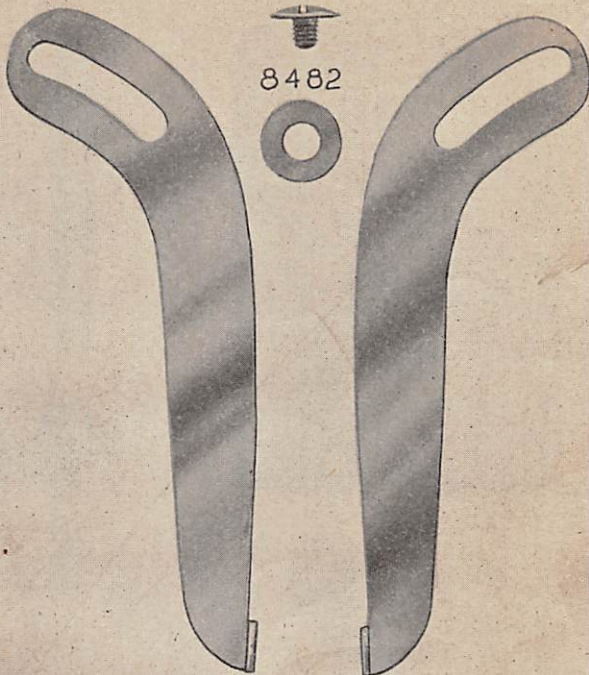



ILLUSTRATION 64

PLATE 13874—ONE-HALF SIZE

232870




232876



232872



232874



59  
FULL SIZE



232873



448  
FULL SIZE



232877





ILLUSTRATION 65

PLATE 13877—FULL SIZE

232052




250093




201478



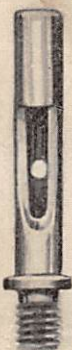
250034  
*ONE-HALF SIZE*



250041  
*ONE-FOURTH SIZE*



250739



250740



ILLUSTRATION 66

PLATE 13876—ONE-HALF SIZE

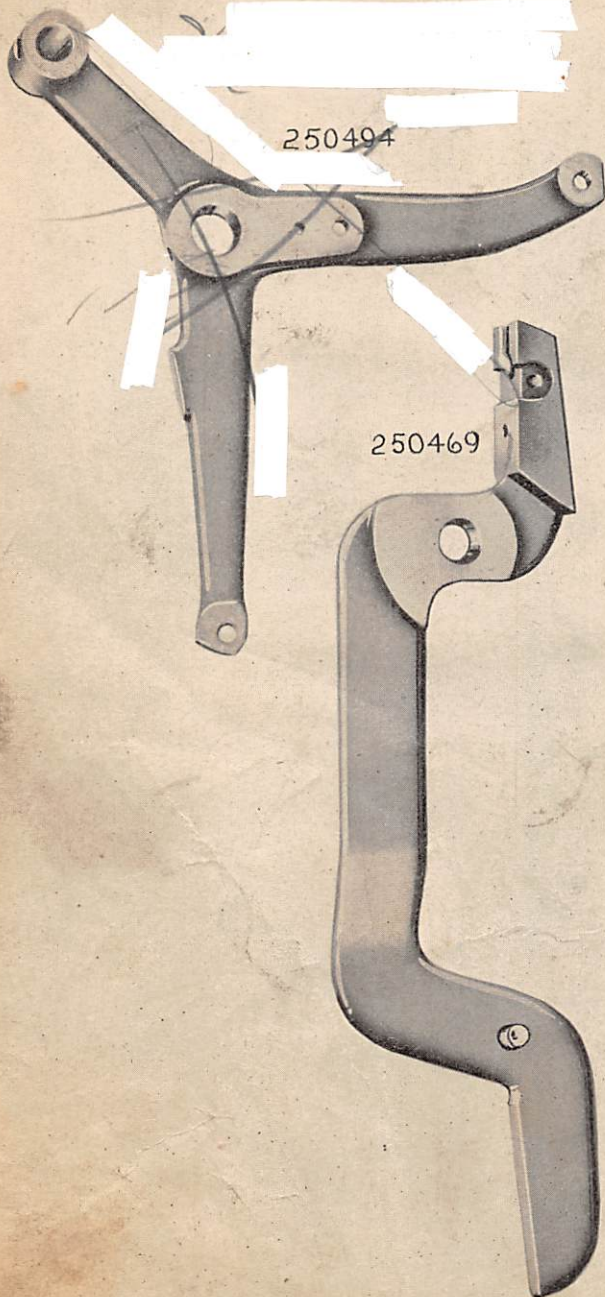




ILLUSTRATION 67

PLATE 13875—FULL SIZE

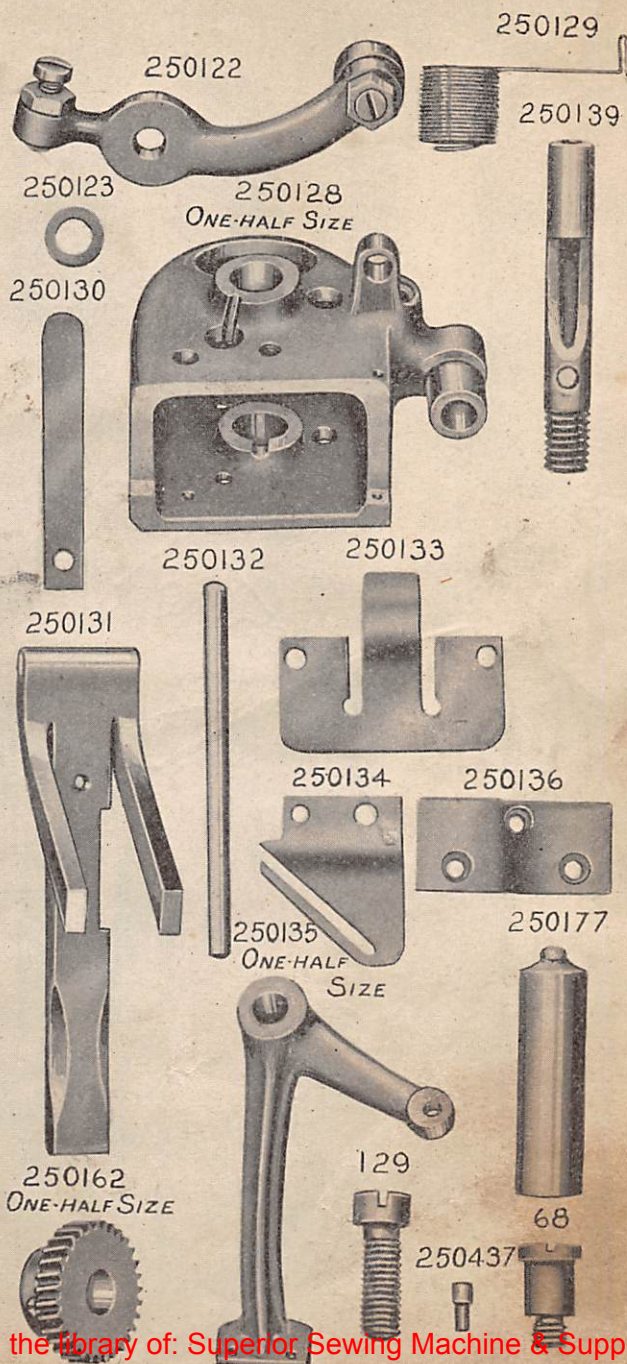



ILLUSTRATION 68

PLATE 13878—FULL SIZE

250228 250229

ONE HALF SIZE

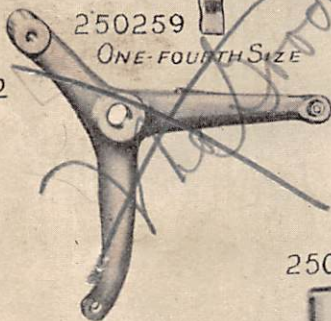
250256 250257



250259

ONE-FOURTH SIZE

250262



250455



250516



250514



250515



200688





ILLUSTRATION 69

PLATE 13879—FULL SIZE

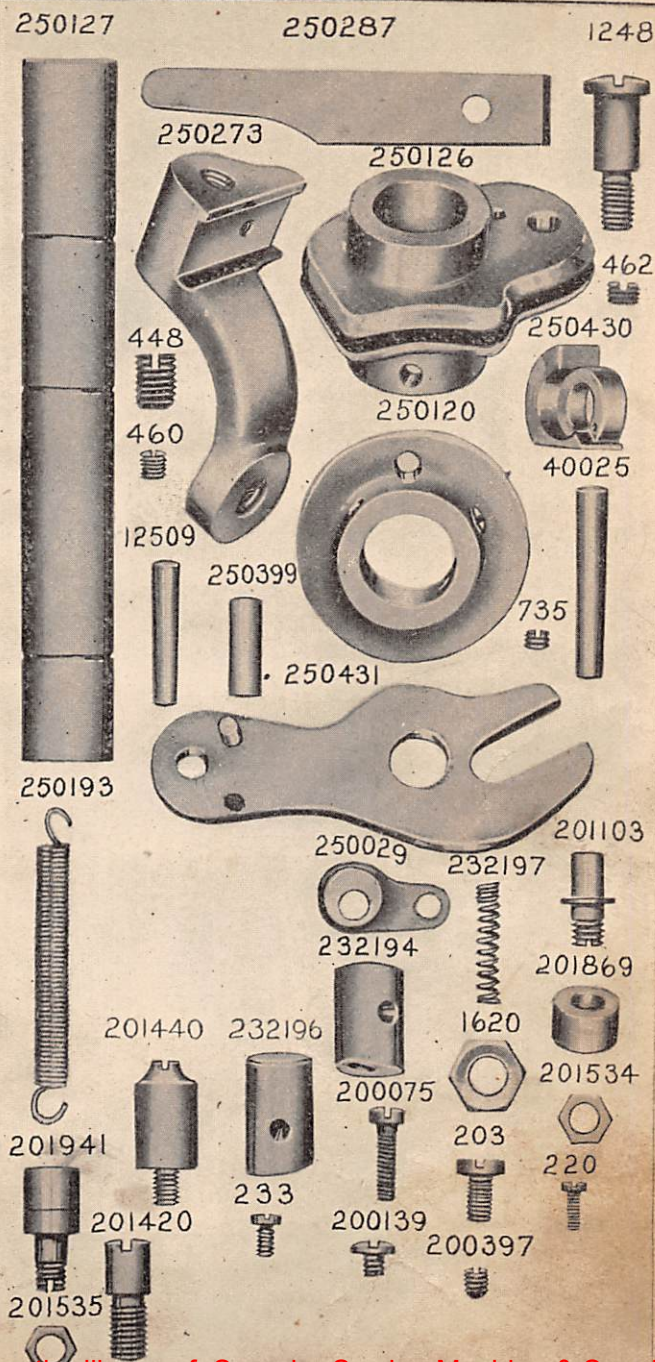



ILLUSTRATION 70

PLATE 13880—ONE-HALF SIZE

250035



232673



— FULL SIZE —

250741



12402



39713



12400



250470



350100



250104



250433





# ILLUSTRATION 71

## PLATE 13743—ONE-FOURTH SIZE






ILLUSTRATION 72

PLATE 13744—ONE-FOURTH SIZE



232994



232995



232996

232897





PLATE 13881—FULL SIZE




ILLUSTRATION 74

PLATE 13799—ONE-HALF SIZE

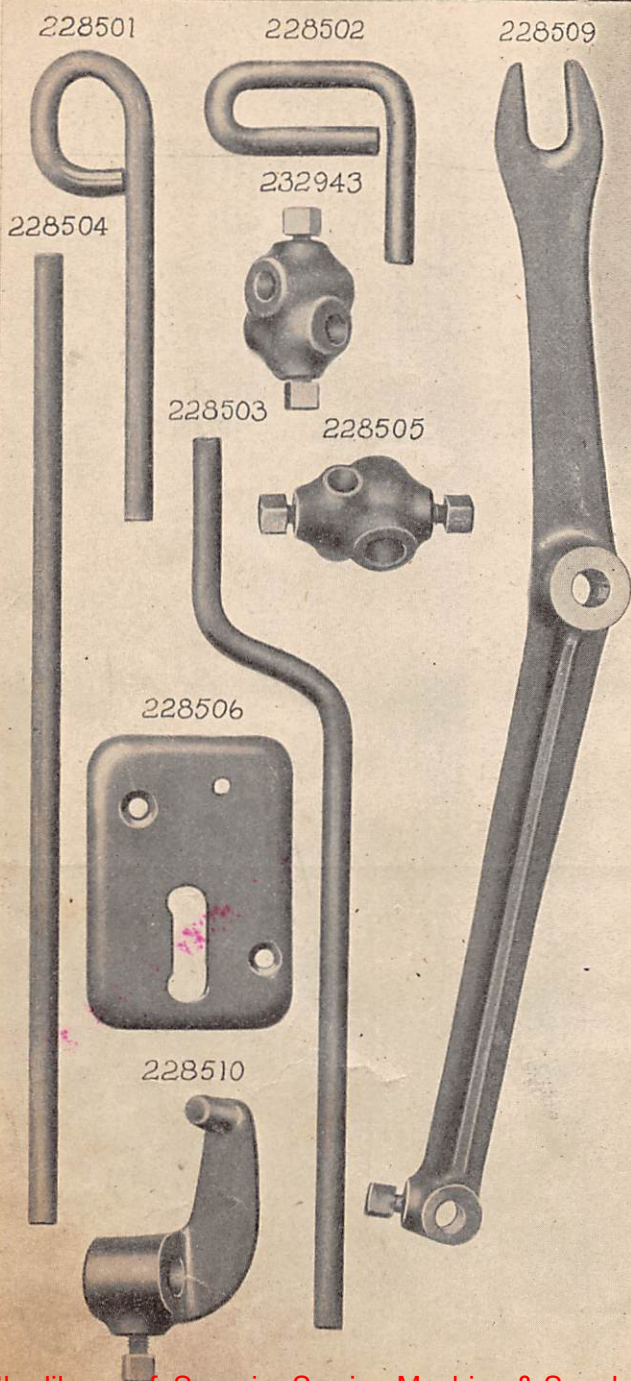





ILLUSTRATION 75

PLATE 13882—FULL SIZE

228551



228553



9



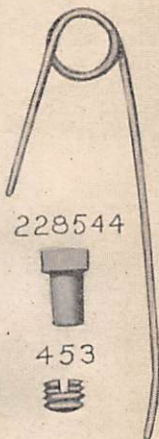
1149



446




228508



1504



50399



228544



453



228556



201107



200299



WELANSKY & GOLDBERG

ILLUSTRATION 76

PLATE 13801—ONE-HALF SIZE


228511




228512



228515



228520



228525




228521



228524



228526



228530







ILLUSTRATION 77

PLATE 13802—ONE-FOURTH SIZE

228514



228531

228523




ILLUSTRATION 78

PLATE 13803—ONE-HALF SIZE

228535



228536



228554



228543



228548



228546



228549




228533






PLATE 13804—ONE-FOURTH SIZE


228542




228545




228522



228541




228538




228518



41220



23538



228516



last Cooper & Retainers #

1 # 253 615 Left Retainer

1 # 253 472 Left Cooper

1 # 256 050 Right Retainer

1 # 250 080 Threaded Cooper



